

Survival

2004

LITTLE BIRD, DON'T DIE. READ THE SURVIVAL GUIDE.

The desert is a place worlds away from that to which most of us are accustomed, and is governed by physical laws that cannot be ignored. You are responsible for your own survival, safety, and comfort. Read this Survival Guide carefully and make sure EVERYONE in your group reads it as well.

NEW FOR 2004

We have new information scattered throughout the 2004 Survival Guide. Old-timers should consider a thorough read of the Survival Guide every now and then. In addition to minor changes throughout, you will find new info about the airport; children at the event; fuel and hazardous material storage; and storm preparation. There was a greater than usual number of items found along the highway after Burning Man 2003, which we believe was due to a number of badly secured loads. Secure your load properly. The Environment section has been reorganized; look for the Top 10 MOOP Avoidance Tips, Waste Reduction Advice and Recycle Resolutions. In the Safety section you'll find the Nevada Highway Patrol's travel and vehicle maintenance tips for participants, and our expanded info on Mutant Vehicles and BRC's Department of Mutant Vehicles (DMV).

THE 10 COMMANDMENTS

Thou Shalt Read! (Expanded Commandments on Page 3)

- 1 DO NOT drive cars in camp.** Be prepared to come to Black Rock City and anchor your vehicle at your campsite.
- 2 Respect public boundaries.** The boundaries of Black Rock City are clearly marked and established within an area of the playa that is administered by the Bureau of Land Management (BLM) for purposes of public recreation.
- 3 No commercial vending.** No vending or sales of any kind are allowed at Burning Man.
- 4 LEAVE NO TRACE:** All participants are required to remove their own trash and garbage.
- 5 Observe fire rules.** High winds create a serious fire hazard within the densely settled confines of our city.
- 6 Sound emitted from any camp should not cause serious disruption to adjacent camps.** Large sound systems are limited to certain areas of our city.
- 7 BURNING MAN IS A NO DOG EVENT.** Many pet owners are not prepared to provide the additional care needed for their animals in the Black Rock Desert environment.
- 8 No one will be admitted without a valid admission ticket from Burning Man.** Your ticket is a revocable license.
- 9 Burning Man supports county, state and federal laws.** This means you must comport yourself, with regard to these laws, as you would in any municipality.
- 10 No firearms.** The possession of firearms or ammunition within Black Rock City is prohibited. Neither our event nor the greater playa is suitable for recreational shooting.

PARTICIPANT RESPONSIBILITIES

Participants at Burning Man must bring all necessities to the desert: food, shelter, water, fuel, and basic first aid supplies. As you read these guidelines for responsible behavior, please keep in mind that you are responsible for yourself at all times, in every regard, as you approach, and once you enter, Black Rock City. Above and beyond the provision for individual survival, everyone is requested to help ensure our collective survival by following very simple rules relating to public safety and community well-being. Everyone is expected to abide by these standards. Community membership is a privilege. Any violation of these requirements could result in ejection from the community.

CULTURE IN BLACK ROCK CITY

Burning Man is an Experiment in Temporary Community

Because many people only know a world shaped by institutions, service workers and commercial transactions, they may not even recognize the signs of a community. Here are a few indications:

Capacity

Communities are built on the recognition of the unique abilities of every member. Commerce and the public service sector define us on the basis of deficiency and need.

Collective Effort

Community is cooperative – uniting us as varied members of one body. When, by contrast, we consume a service, we're made passive. 50 million people may view a television program or consume a beverage in complete isolation from one another.

Informality


In the community, transactions of value take place without money, advertising, or hype. Care emerges in place of structured service.

Stories

In universities, people know through studies. In businesses and bureaucracies, people know by reports. In communities, people know by stories.


Celebration

Community activities incorporate celebration, parties and other social events. The line between work and play is blurred and the human nature of everyday life becomes part of the way you work. You will know that you are in a community if you often hear laughter and singing.



Bicycles

Bikes are not merely a convenience. They are part of our culture. Our city is designed for pedestrians and bikes. When you ride your bike, you are a part of the environment, and everything is more accessible: the people, the art and the immediate experiences of Black Rock City. Bring a tool kit and come prepared to fix your own bike. Better yet, recruit a bike mechanic for your camp before you come to the playa. There will be no bike repair in Center Camp.



Children, Families and YOU

We are a family friendly event. We encourage everyone to know where kids' camp, "Kidsville", is located on the map. If you are not a family friendly camp, please place yourself far away from it. If you are a family camp yourself, consider camping between 4:30 and 5:30. For more info, contact kids@burningman.com. All parents should attend to their children and are responsible for their safety and well being at all times. Parents not behaving responsibly with regard to their children may be asked to leave the event. If you encounter a lost child, alert a Black Rock Ranger immediately. Always be respectful of children's personal space and their needs.



THE TEN COMMANDMENTS

TATTOO THESE WORDS ON YOUR FLESH

1 No cruising! Black Rock City is designed for pedestrians and bicycles. Except for public agencies, specially marked Black Rock City service vehicles, and Mutant Vehicles licensed by the Department of Mutant Vehicles, no cars, motorcycles, ATVs, golf carts or go-carts are allowed to drive in our city or on the open playa around it. When entering and leaving Black Rock City, please observe posted speed limits (5 mph; no dust) within city limits. Pedestrians and bicycles have the “right of way” over motor vehicles. Remember: the event ends Monday, and there is still no driving allowed on Sunday night. These simple rules will be enforced. See Department of Mutant Vehicles on **pages 9 & 10**.

2 The BLM will establish a buffer zone on the playa around Black Rock City. No camping is allowed in this area. The marked area immediately fronting our city is reserved for works of art. Do not drive or camp here. A specially marked area is reserved for Walk-In Camping. No automobile traffic or motorized vehicles are permitted inside this area.

3 You can not buy or sell anything. Black Rock City is a place of sharing and free exchange within a gift economy. An exception is our Café, which sells espresso and a few other beverages as a public service. Ice is also sold in Center Camp at CampArctica. Proceeds from the sale of ice are donated to local communities. See Commerce & Concessions on **page 11**.

4 No trash receptacles or bins will be provided. Please take everything you brought to the event back home with you. Burning Man will provide only portable toilets that will be emptied on a regular basis. Do not empty trash or put anything other than human waste in the portable toilets. If you brought your own toilet, do not deposit your personal potty bags in the portable toilets. Contribute to our long-term survival: Pack it In, Pack it Out. You are responsible for the condition of your campsite. Clean up as you go! Do not deposit garbage in neighboring towns. See Garbage Disposal section for information on nearby public landfill. **page 7**.

5 Burn barrels are restricted to the Esplanade, the pedestrian boulevard at the front of our city, Villages, Center Camp, and the two Plazas at 3 o'clock and 9 o'clock. All structures must be 50 feet from any burn barrel. Aerial flares, rockets, explosives, and fireworks are prohibited in Black Rock City and could result in a fine. Straw or hay bales are not allowed. Respect art works. If artwork is to be burned, ONLY the artist who created it may ignite it. No fires of any kind are allowed on the unprotected playa surface. See Burn Scar Prevention on **page 6**.

6 Large-scale Sound Art zones will be located along the streets of 2 and 10 o'clock at the far ends of our settlement. Within the city the maximum power amplification is 300 watts. If a problem with sound levels continues after sufficient warning, the device or system will be disabled. See Noise Control on **page 11**.

7 In the past dogs have been lost for part or all of the event (due to loud noises, fire, and confusion). Other dogs have developed health problems due to the extreme climate and alkaline soil of the Black Rock Desert. Dogs have also caused disputes between camps. Do not show up with your dog at the gate of Burning Man and expect to be admitted to the event. This restriction is for the well-being and safety of participants and their four-legged friends. For questions please contact dogs@burningman.com. For questions during the event, contact Playa Info in Center Camp.

8 Violation of these rules, or violent or anti-social behavior, can result in revocation of your ticket and ejection from the event without refund. No one under 18 will be admitted without a responsible adult. Our admission Gate will be open at 12:01 a.m. on Monday, August 30th. Tickets sold at the gate will be priced SUBSTANTIALLY higher than advance sale tickets. PAYMENT FOR TICKETS: CASH AND CREDIT CARD ONLY, NO CHECKS WILL BE ACCEPTED! We cannot guarantee that the credit card system will be working. Please anticipate this possibility and bring cash as an alternative. NO tickets will be sold at the Gate after 11:59 p.m. on Thursday, September 2nd.

9 Burning Man does not promote or condone the use of illegal drugs. The use of such drugs in a physically challenging and hazardous environment can create a serious health risk. Sex acts are prohibited in the civic space of Black Rock City and in unrestricted public environments. Burning Man also supports your right to privacy as a resident of our community. See Law Enforcement on **page 14 & 15**.

10 The possession of firearms or ammunition within Black Rock City is prohibited. Neither our event nor the greater playa is suitable for recreational shooting.

RADICAL SELF RELIANCE

Your survival depends on your reading comprehension skills.

What You Must Bring:

- 1.5 gallons of water per person per day (for drinking, showering, washing, and food preparation) Keep a bottle of water with you at all times.
- Enough food/beverages for your entire party
- First-aid kit
- Warm clothing for evenings — this is a desert at 4000 feet elevation!
- Bedding and shelter of some type — the winds can exceed 75 mph, and the mid-day temperature can exceed 100° F.
- A good camp tent is recommended along with warm sleeping bags. Evening temperatures can be in the 40's.
- Garbage bags
- Any required prescriptions, contact lens supplies (disposables work great), or whatever else you need to maintain your health and comfort in a remote area with no services
- Flashlights and spare batteries (headlamps are useful) to be sure you can see and be seen at night
- Sunscreen/sunblock lotion and sunglasses
- Fire extinguishers, if you plan to burn your art
- Common sense, an open mind, and a positive attitude

We Strongly Suggest You Bring:

- Shade structures, umbrellas, parasols, sheets; something to break the cruel mid-day sun
- A wide brim hat
- A cooking stove if you expect to heat food or liquid
- A bicycle (mountain bikes or "cruisers" with balloon tires are best) which must be equipped with a light (for safe nighttime travel) A lock is helpful.
- Tire repair kit, spare parts and extra tubes for bikes
- Portable shower
- Earplugs! (Not everyone is going to want to sleep when you do.)
- Watertight protective bags (e.g. heavy zip-type) for cameras or electronic gear
- Lotion/lip balm to treat cracked skin
- Smokers: portable ashtrays (e.g. an empty candy tin, or film canister)
- Costumes, musical instruments, props, banners, signs, and anything else you can think of that might make the experience more fun for you and your playa neighbors
- Fire extinguisher
- A radio
- Camp marker (flag, flasher, distinctive marking)
- Particle/dust mask (Dust storms are not uncommon.)
- 12" tent stakes (High winds are likely.)
- Plastic bottles or tennis balls to top and protect dangerous rebar stakes
- Goggles to protect eyes in case of dust storms
- Extra set of car keys (keys are easily lost!)

Helpful Things to Bring:

- Sewing kit
- Rope and/or string
- Ribbons, Mylar, etc., to flag tent ropes/guy lines
- Handy wipes
- Duct tape
- Spray bottle (for misting)
- Rugs to keep dust down in your camp (Remember to remove stray fibers when removing MOOP — Matter Out of Place — before departure)
- Gifts to give to new friends
- Calling card just in case you have to make a personal call from Gerlach

Things NOT to Bring:

- Feathers of any kind e.g., boas (They shed, no matter what you do — try marabou instead.)
- Glass containers of any kind
- Excess packaging from foods (For example, remove outer box from cereals and just bring the inner bag.)
- Loose glitter
- Nuts in their shells
- Too much fresh produce — many melons are thrown out at the end of the week
- Anything that will break up and/or blow away in the wind (trees, twigs, loose paper, etc.)
 - Styrofoam Coolers (they don't hold up)
 - Gravel (makes for nasty time-consuming MOOP)
 - Straw or Hay Bales (messy messy messy)

Black Rock Country

Black Rock country is truly one of the most fascinating landscapes in North America. Nestled between the western edge of the Basin and Range Province, the Black Rock forms a unique assemblage of volcanic lava flows, ash, ancient shallow marine sea floor, exotic batholithic terrain and lacustral sedimentary packages. Within the Black Rock, the most striking and prominent feature is a silt alkaline Salt Pan, commonly referred to as a playa. The Black Rock Playa, elevation 3,848 ft, is the second-largest flat region in the Northern Hemisphere. Shaped like a "Y" the Black Rock can be divided into 3 parts: the playa, west arm, and east arm. The longest stretch of playa is 27 miles along the west arm, and south of the intersecting arms, the widest spot is 12 miles. The playa has a "bulge" in the middle that is widely reported to be the visible curvature of the earth; this is actually the result of water pressure and the expanding clays that make up the playa fill. (The earth's curvature is not visible from altitudes lower than about 20 miles.) Also unique to Black Rock is a large concentration of hot springs, found along the escarpment of the ranges bordering the playa. The source of the springs is still unknown although it is theorized that they are the result of active volcanism and latent heat from the Cascades in northern California and Oregon. The playa is the remnants of Pleistocene Lake Lahontan, which at its greatest expanse 13,000 years ago, covered 8,665 square miles of northwestern Nevada. Over the last 75,000 years Lake Lahontan has had 4 measurable highstands which all correlate to glacial advances in the Sierra Nevada. The highest lakestand was during the most recent glacial period. Geologic evidence suggests depths up to 920 ft. at what is now referred to as Pyramid Lake, 525 ft. in Walker Lake, and 490 ft. in the Carson Sink. Lush vegetation and an abundant water supply were present, provided from rivers draining off the Sierra Nevada Mountains & Modoc Plateau. Giant mammoth, camels, horses, and saber-toothed tigers roamed the marshy land. In 1979, the largest mammoth ever found was discovered in the Black Rock located in a channel of the Quinn River. This 17,000 year-old Imperial Mammoth was 50 years old at death, weighed 13,000 pounds, and was 13 ft. high at the shoulders. Glacial retreats, subsequent extension of the Basin and Range, and further development of the California Coastal Ranges, Sierras, Cascades and Klamath Mountains created physical barriers generating a Rain Shadow habitat in northwestern Nevada and eastern Oregon. Lake Lahontan eventually dried up, leaving behind terraces (up to 300 ft. wide) on the surrounding mountains and the current playa surface. Thanks to Catherine O'Riley, Mike Bilbo (BLM), and INNATE.

Suggested Reading: Geologic and Natural History Tours in the Reno Area (1995), Purkey, Becky Weimer, University of Nevada, Reno, Mackay School of Mines.

YOUR BODY VS THE ELEMENTS

The Black Rock Desert is a thoroughly flat, prehistoric lakebed, composed of hardpan alkali, ringed by majestic mountains. Daytime temperatures routinely exceed 100° F and the humidity is extremely low, which rapidly and continually wicks the moisture from your body. Because the atmosphere is so dry, you may not feel particularly warm, but you'll be steadily drying up. Sunscreen, lip balm and skin lotion are your best friends on the playa. At nearly 4,000 feet above sea level the atmosphere provides much less filtering of the sunlight that causes sunburn. The result is you will burn much faster and more severely than at lower elevations. Put on sunscreen every morning and repeat as needed during the day. It takes nearly everyone a day or so to acclimate to the desert climate. Don't be surprised if you spend your first day feeling a bit queasy and cranky. Begin drinking more water as you approach the desert. To stay healthy and enjoy the week, drink water all the time whether you think you need it or not. Drinking up to one gallon of water per person per day is the rule of thumb. Remember to eat proper salty foods to prevent electrolyte imbalance. Users of alcohol, caffeine or other drugs are particularly at risk for dehydration, and should pay careful attention to their water intake. Dehydration can cause headaches, stomach cramps, abdominal pains, constipation, or flu-like symptoms. It exacerbates both heat-related and cold-related conditions (i.e. both sunstroke and hypothermia), and makes it difficult for the body to mend itself. If someone you know complains of these symptoms, or shows signs of either severe overheating or (worse) a case of the chills under the mid-day sun, get them to shade immediately and seek prompt medical help. In case of emergency, go to the Medical Station at Center Camp or an Emergency Services Outpost near the Civic Plazas. Medical aides are always on call and evacuation is available.

Some signs that you may not be drinking enough water:

- You don't carry a water bottle with you at all times.
- You sip instead of drinking deeply.
- You wait to drink until you're thirsty — too late!
- Your urine is anything but clear and abundant.
- You become cranky.

Beating the Heat (and the Cold)

Make sure you bring some kind of shade for your camp and try to lay low during the hottest part of the day (save your strength for the night). Use sunscreen, sunglasses, hat, and water. If you don't take a few basic steps to protect yourself, the desert's mid-day sun will cook you in no time. However, when the sun drops over the horizon, temperatures can quickly plummet fifty degrees. Overnight lows in the 40's can seem exceptionally cold after extensive daytime sun, so you'll want to bring warm clothing too, and a good sleeping bag.

A Few Words About Storms

The playa can be subject to sudden bouts of fierce, unpredictable weather. Storm cells, fed by rising thermals that stream upward from the surrounding mountains, may arise in the late afternoon or evening and bring high winds, lightning and (sometimes) rain into camp. Likewise, dust storms can prowl the playa in packs or sweep in a broadened front across the plain. Suddenly besetting

us, they can produce instant "white-outs." It is usually over quickly. Long sustained rainfall or white out conditions are unlikely; however, you may want to come to the event prepared:

- Bring a plastic 5-gallon utility bucket (with lid!) and heavy duty black garbage bags (as an emergency porta potty).
- Bring a complete basic first aid kit.
- Bring a battery powered radio and tune into BMIR (94.5 FM).
- Relax and wait until conditions change.
- DO NOT DRIVE your vehicle.

In white-out conditions:

- Seek immediate shelter and stay there. (White-outs are why goggles are great!)
- If you are caught outside of shelter during this condition, simply sit down; cover your face with your shirt and wait. Using a dust mask is highly effective.
- Be alert for moving vehicles.
- **If you are in a vehicle, stop and wait for the air to clear.**


Rainfall here is quite selective, and dries quickly. Severe conditions rarely last more than half an hour. Storms often come in with little or no warning. You need to keep your camp battened down at all times. This is especially true when you're away from your camp. Winds can exceed 75 mph and objects such as sleeping bags, chairs, card tables, empty ice chests and tents have been carried away by occasional high winds.

In the event of rain:

- Remain where you are.
- Do not drive.

Securing Your Camp

Try to position your tent and any shade structures to present the smallest possible profile to the wind (prevailing south-southwest to north-northeast). Weight the interior corners of your tent; stakes that are 12-inch or longer are recommended. Lengths of rebar make excellent stakes, but all exposed ends must be capped (empty 1-liter plastic soda bottles will do the trick) to prevent foot/leg injuries. Full information on rebar including tips for removal are available in the Preparation section of the Burning Man website. At all times, keep objects (paper products, clothing, tarps, everything) secure from the wind. MOOP (Matter Out Of Place) is often created as a result of laziness. Clean up as you go! Ropes or cables used to stabilize tents should be flagged, preferably with a white or reflective material. They are hazardous to pedestrians at night.



PROTECTING THE ENVIRONMENT

There is no garbage collection service at Burning Man. Every Camp is responsible for its refuse. We are ALL responsible for trash in Black Rock City. Trash can be ANYTHING you bring here: tent stakes, bottle caps, ashes, orange peels, cigarette butts, pistachio shells, and boa fibers — even sequins. Do not put trash in the portable toilets. When you see trash on the ground in BRC, pick it up and take it with you! Better yet, prevent trash from happening. Observe this simple rule: Don't let it hit the ground.

IMPORTANT REMINDERS Ensure Our Longterm Survival

Special reminders for 2004:

- Only that which passes through your body, and one-ply toilet paper, belong in portable toilets. **NO TAMPONS.**
- Secure your load! Pack it up well and make sure your trash and other items do not come loose on the ride home and litter the highways.
- Please join with your neighbors on Sunday and Monday after the burn, or schedule two hours on your own during your stay. The Earth Guardians in Center Camp can help put you on a cleanup project.
- You will be allowed to use your own mug at the Café, however, recycling bins which were previously located in the Café will NOT exist in 2004. If you bring your own bottled or canned beverages to the Café, please plan to take the drink containers back to your camp with you.

In addition to contributing time toward the overall event site cleanup on Sunday and Monday, we ask that all camps walk their occupied area in a grid pattern to effectively identify stray organic and inorganic matter. We recommend the last person leaving self-identify as the Leave No Trace monitor for your camp. Our permit allows for a very short time to restore the playa to its original condition. We can only satisfy the BLM stipulations and pass both the Fall and Spring inspections if all citizens share in the responsibility.

Earth Guardians at the event

If you would like to take part in the ongoing cleanup effort during the event, please stop by the Earth Guardian camp in Center Camp. We need help throughout the week with work projects including cleaning the trash fence, MOOP pick-up in communal/public areas, assisting Recycle Camp, and educating other participants about cleanup. Remember, Sunday and Monday are cleanup days; Earth Guardians will be ready to put you to work helping out with this effort.

Playa Protection & Burn Scar Prevention

A burn scar is a discoloration of the surface soil caused by chemical changes in the minerals due to contact with intense heat from fire. Burn scars can last for many years on the Black Rock Desert. Over time they can form hummocks or bumps which are a hazard to vehicles. The DPW, Earth Guardians, and other volunteers have spent thousands of hours cleaning up burn scars from Burning Man past and continue to do so. Obviously, the most effective way to eliminate burn scars is to not start fires on the playa surface. For small fires (in permitted areas only), a bar-b-que, fireplace, or burn barrel can be effective. DPW provides 200 burn barrels for citizens to use during Burning Man. They are placed primarily along the Esplanade in

Black Rock City. For larger burns, DPW places 18 Community Burn Platforms at the ends of every other radial street and at the ends of every 3rd latitudinal street, about 100' out from the Esplanade. Don't forget to clean your own ashes from the platforms after use! This is the only place where open fires may occur other than scheduled Art Burns.

Burning Man participants, especially people building and burning art installations, have a number of options available to prevent burn scars. With some clever thinking, preparation and intelligent use of materials, this can be made to fit with the aesthetics of the installation. Carry your art to the closest burn platform OR build your own burn platform, which can be made several ways. Heat-resistant silica fabric covered with at least two inches of sand, corrugated steel under the project, brick or concrete pavers, anything of this kind that will elevate it at least 6 inches off the playa surface.



Waste Reduction and Recycle Resolutions:

1. Recycle Recycle Recycle
2. **Don't bring glass containers of any kind, or throw glass in fires.** They shatter and create a miserable pickup chore. If you bring bottles, take them home with you and recycle them there (aluminum is recyclable in BRC).
3. **Separate trash. Bring a mesh bag to dehydrate wet garbage or 5-gallon sealable bucket to store.** This will isolate and reduce the burden of rotting food refuse. Burnable trash should be separated from recyclable materials.
4. **THINK AHEAD! Do not bring unnecessary product packaging.** Choose less messy menu items (finger foods). Avoid leftovers (feed your neighbors). Bring pre-cooked food (store in zip-type bags for easy-to-eat food on the run).
5. **Reuse containers.** For example, concentrated juice may be purchased in 12 ounce plastic bottles. Mix this into a gallon water jug, and use the original concentrate bottle to drink out of over and over.
6. **Choose crushable cans over plastic and glass. Aluminum cans can be brought to Recycle Camp.** See our web page for more information: www.burningman.com/on_the_playa/environment_concerns/recycle_camp.html
7. **Bring your own reusable beverage container to the Café or cocktail parties** — ideally one with a hook that's part of your outfit wherever you go. **NEW in 2004:** you will now also be able to use your own reusable cup if you purchase coffee and other beverages at the Center Camp Café.
8. **The DPW is not accepting water donations this year.** Do not leave water at the Gate as you leave. Plan as accurately as possible, but if you have excess and must dispose of it, use it as dust abatement for your campsite (not the road) as you leave.



Top 10 MOOP Avoidance TIPS:

1. Clean as you go (you won't see it later as layers of dust accumulate). Monitoring your camp daily for litter will keep errant trash from getting buried in dust storms only to resurface during the spring inspection.
2. Put a weight on, or tie down anything in your camp that can blow away.
3. Don't throw anything on the ground. Why stop and stoop for it later?
4. Smokers! Carry a portable ashtray (a mint tin, or other sealable receptacle) with you at all times. NEVER, EVER drop butts on the playa. Help stop making cigarette butts the #1 MOOP item.
5. Don't use large glitter or bring feather boas.
6. Police your campsite on a grid before leaving. Remove EVERYTHING.
7. When unloading fire-wood, drilling/cutting any wood or PVC, put a drop cloth down on the playa surface first.
8. For collecting and containing broken glass, nails, screws and other sharp objects: take an empty plastic water jug and cut the top off (3" diameter hole) so that the handle remains intact. Don't forget gloves. For dust that has glass, wood chips, bark or anything too small to pick up, sweeping up with a push broom into a dust pan and depositing in a bucket is best.
9. If you plan to burn art or any large objects: bring shovels and metal containers to scoop up and remove any ashes.
10. Put a pan or tarp under your vehicle to catch any fluids that may leak out onto the open playa.

The burning of any toxic materials is prohibited by law, which means stuffed furniture, rugs, or anything that contains synthetic and plastic materials that will release toxic fumes into the air. Questions about burn platforms and burn scar prevention should be sent to: installations@burningman.com or left on the hotline.

Our goal in 2004 is to leave zero burn scars on the playa.

Garbage Disposal After the Event

Do NOT discard refuse along the highway or in neighboring towns. Pack your load securely. (For more information see Travel Tips **pages 8 & 9.**) In the case you have to portage garbage on top of your vehicle, make sure it is strapped down securely. Several public landfills are located conveniently nearby.

In Fernley, **FERNLEY SANITATION** (775-575-4964) will be OPEN through the Labor Day weekend, 7:00 a.m. - 4:30 p.m. every day. The office (but not the dump) is closed on weekends. The rate is \$5.00 per cubic yard (27 cubic feet). To reach Fernley Sanitation from Eastbound I-80 take the Fernley exit (immediately after Wadsworth). Turn right onto Main Street, pass the Pilot Gas Station on your right. Stay on Main Street to the light. At the light, make a right onto Alternate US Highway 95a. Go about 2 miles and on the left you will see the Public Wreckage Disposal building. Stop at the scale house on your way in.



In Lockwood, **LOCKWOOD LANDFILL** (775-342-0401) will be open only on Saturday & Sunday of Labor Day Weekend. They will not be open on Monday of Labor Day Weekend. They operate 7:00 a.m. - 4:30 p.m. seven days a week except holidays. The charge is \$3.35 per cubic yard. Head West on I-80; get off at the Lockwood exit. Go straight and continue past the cattle guard for approximately 1.5 miles. The entrance is on the left-hand side.

RENO TRANSFER STATION (775-329-8822) will be OPEN through the entire Labor Day weekend. Hours are 6 a.m.-6 p.m. Monday - Saturday and 8 a.m.-6 p.m. holidays and Sunday. The location in Reno is 1390 Commercial Row. Charge is \$4.75 per cubic yard. From I-80 westbound, exit at Wells Avenue, make a left turn onto 6th Street and then a right onto Sutro Street. Make a left onto Commercial Row and look for 1390 on your left.

Digging Holes

Do not excavate holes in the playa. Small postholes (6 inches or less in diameter & less than 2 feet deep) used for structural support are the sole exception. When digging such a hole it is best to use an auger or a posthole digger, NOT a shovel. Bag the dirt you are removing so that it does not blow away in the wind. Refill the hole by carefully tamping the soil back into place. Repeat this process every few inches while dampening the soil. An inverted sledgehammer works well for this. Experience has shown that larger holes easily erode within a year's time, even when carefully backfilled. They leave a visible mark and create a serious safety hazard. Read the Generators article in the Preparation section of the website for information.

Historical Artifacts

The collection, excavation or vandalism of archaeological artifacts is prohibited on public lands. If you find something, please contact a Black Rock Ranger. There are a number of Native American and pioneer historical sites in the surrounding Black Rock Desert Region. Burning Man and our crew of BLM-trained volunteers, the Earth Guardians, are committed to assisting the BLM in protecting these areas. Several immigrant wagon-trails crossed the playa, and evidence of the ruts can be seen in some remote areas. Please respect these historical landmarks. If you are curious, please contact the Oregon California Trail Association and join an organized exploration.

Airport And Pilot Restrictions

Just like Mutant Vehicles, airplanes provide art resources (aerial photography is the major one), performance art (skydivers for one example), and basic transportation. Also, like Mutant Vehicles, there are outside regulations and playa rules which must be followed by everyone to create a safe and considerate aviation community. Pilots must familiarize themselves with new procedures implemented in 2004.

All pilots (including ultralight pilots) must receive an on-site briefing which covers overflight rules, areas that are off-limits (such as the local hot springs), general guidelines, and the most important item: safety. No briefing means no flying, and this will be stringently enforced. Ticket rules in effect at the main gate also apply to arrivals at the Port of Entry. Landing restrictions begin before the start of the event on Friday, August 27th. Contact airport@burningman.com or call the Burning Man office. The first stop for more information: www.burningman.com/on_the_playa/airport/.

Travel Tips

This year the Nevada Highway Patrol would like to provide some travel tips to the participants traveling to the event. Troopers encounter stranded motorists with wide variety of mechanical problems that may have been avoided with a little extra preparation before leaving.

Vehicle Maintenance Tips There are several things to keep in mind when preparing your vehicle. You are traveling to the Nevada desert in August. Temperatures can reach well above 100° F during the day. Keep in mind that your vehicle is going to be loaded with the extra weight from the gear that you will be taking to the event. Check your vehicle's tires and air pressure again after loading your vehicle. These extra precautions can help avoid a breakdown.

Before leaving for the Black Rock Desert, you should follow these tips to ensure your vehicle is ready for the trip:

1. Have your local mechanic inspect your:
 - Radiator
 - Belts
 - Hoses
 - Tires, including your spare
 - Brakes
 - Lights
2. Do not load your vehicle where it limits your vision. You should be able to see out of all your windows.
3. Take frequent breaks from driving.

Load Your Vehicle Safely!! Loading your vehicle properly, whether it is a car, truck, trailer, motor home, or anything being towed, will make your trip to and from Burning Man safer and less stressful. By applying some simple precautions, your load can be made safe.

- Never exceed the load capacity or the towing capacity of the vehicle or trailer. Check the recommended (not the maximum) weights for your vehicles and do not exceed them.
- Load your vehicle safely. Heavy items should be located low, centered, and over or between the axles. Secure your load with straps or rope.

- Make sure that the brakes and lights work on the trailer you're towing. (This also applies to all your vehicles.)
- Always use safety chains, installed between the trailer and the tow vehicle.

(continued on page 9)

Roadway Travel Tips

Many of the motorists traveling to the Black Rock Desert will travel on Interstate 80 until they reach the Wadsworth exit. The roadway from Wadsworth to the Black Rock Desert (State Route 447) is very different from I-80. I-80 is designed to accommodate several thousand vehicles per hour. SR-447 does not have wide paved shoulders, signs indicating rest areas or pull-outs like a major highway. SR-447 has many blind curves, grades, "open range" areas, and soft dirt roadway shoulders. A few tips to follow when traveling on SR-447:

1. Use the Nixon gas station's rest area before traveling north to the event. This will help reduce the need to stop along side the road and the potential of getting stuck in the soft sand (this occurs often).
2. This is "open range" area. Open Range is a term that indicates there are no fences bordering the roadway, so cattle explore the range freely. After dark the cattle are often drawn to the road to soak up the warmth retained in the asphalt. Cows are worth over \$500 each to a farmer, ranger, or the Native American tribe in the area. Hitting a cow is no fun, as anyone who's done so can tell you. Be safe, and be smart. Travel the speed limit at all times, but do so particularly in areas indicating an "open range".
3. If you do need to pull over, look for an area that is wide open and does not have steep dirt shoulders bordering the highway. The area needs to be large enough to get your vehicle completely off the highway, as not to create a traffic hazard.
4. Avoid pulling over near curves and grades. These areas can be extremely dangerous for you and other motorists when attempting to re-enter the roadway. Other motorists approaching the areas are often unable to see you and are usually traveling at or near 70 mph as they approach your vehicle.
5. Make sure to pay attention to the roadway and obey all traffic laws.

Buckle up, drive safely and have fun at the event.

(Thank you to the Nevada Highway Patrol for this custom tip list.)

- Do not overload the roof or roof rack on any vehicle. Large or bulky objects, even though they are lightweight, can make driving dangerous in cross winds. They may loosen and fall off. An extraordinary amount of trash in bags was found along the roadside after Burning Man 2003. The only reasonable explanation is poorly secured loads.
- When towing a trailer, do not exceed the torque weight recommendations for the trailer and the hitch.

For a more thorough explanation of these vehicle precautions, visit the website www.sherline.com/lmbook.htm. By following these recommendations and using some common sense, your trip to Burning Man should be safe and smooth. Basic information on driving safety can be obtained from your state Department of Motor Vehicles.

Mutant Vehicle Safety

Citizens of Black Rock City have the opportunity to participate in the Mutant Vehicle experience. Mutant Vehicle participants (vehicle artists, operators, and passengers) must comply with certain safety standards in Black Rock City. All prospective mutant vehicle operators MUST register with the Department of Mutant Vehicles before the event. Additional questions should be addressed to: dmv@burningman.com, or visit dmv.burningman.com.

Driver Responsibilities:

- Come to a complete stop before anyone gets on or off the vehicle. Passengers must be able to get on and off safely.
- Drive safely.
- Respect the speed limit (5 mph with NO DUST). Do not drive erratically (swerving; stopping and starting quickly).
- Do not drive on pedestrian walkways.
- Make sure your BRC-DMV license is properly displayed.
- Pedestrians and bicycles have the right of way.
- Be advised that violation of these rules can result in fines and/or impounding of your vehicle or eviction from the event.

Passenger Responsibilities:

- Do NOT board or exit from any moving vehicle.
- If the vehicle doesn't look safe, don't get on. Listen to your instincts.
- If you are feeling uncomfortable, you have the right to safely leave the vehicle upon request.

Fuel And Hazardous Materials Storage

If you are planning on storing more than 20 liquid gallons of any fuel (gasoline, kerosene, diesel, or propane) either in your camp or at your art project please remember to register online.

Theme Camps go to:

http://burningman.com/themecamps_installations/themecamps/

Art projects go to:

http://burningman.com/themecamps_installations/installations/

Storage of compressed and liquefied gasses (such as CO₂, oxygen, propane, nitrogen, etc.)

- All gas cylinders must be stored in an upright position and secured to prevent tipping.
- Black Rock City Volunteer Fire Dept must be notified of the presence of acetylene cylinders of any size.
- At least one appropriate fire extinguisher must be visible and available at all times when storing flammable gasses.
- Propane cylinders of 100 gallons or more are not permitted within the city limits.
- Oxygen cylinders must be kept at least 20 feet from any flammable gasses when not in use.

Storage of liquid fuels (such as gasoline, kerosene, diesel, and white gas)

- Any collection of 20 gallons or more of flammable liquid must be kept within a secondary containment area. This can be as simple as a petroleum-resistant tarpaulin rolled to form a catch basin.
- A supply of fuel absorbent should be kept on hand to absorb any spills outside of the basin.
- All containers must be labeled identifying contents and hazards.
- A safety perimeter must be provided at least 30 feet from any camping area as well as a clear access for the Black Rock City Volunteer Fire Dept in case of fire.
- At least one 18 pound "A-B dry chem" fire extinguisher (as recommended by Nevada propane gas association and Black Rock City Fire Department) must be kept visible and available at all times.

More fuel safety reminders

- Petroleum fires burn at the surface of the material as it is vaporized by the fire's heat. Applying water causes the flaming liquid to spread over a wider area and vaporize more rapidly, thus intensifying the fire. The best way to put out such a fire is to cut off its air. The "smothering" agents commonly used to do this for petroleum fires are carbon dioxide (CO₂) and dry chemical powders. Both are equally effective, but the dry chemical is better for outdoor use because it's not subject to wind. For good all-around fire protection, use an ABC or "all-class" extinguisher.



- Store fuel away from running generator(s).
- Do not fill the tank on a generator that is running.
- Keep all equipment used for petroleum storage and handling in good condition. Watch for leaks, deterioration or damage.
- If fuel is spilled on your clothing, go away from any ignition source, and allow the clothing to dry.
- When transferring fuel, use a pump. Never use your mouth to siphon fuel. Swallowing a mouth full of fuel could be fatal.
- Be aware of static electricity. This can build up on you or the container. Any spark can ignite gasoline vapors.

Additional questions about fuel storage should be directed to: fuelsafety@burningman.com

Department of Mutant Vehicles (DMV)

Black Rock City is designed for pedestrians and bicycles. Recreational driving is prohibited. Be prepared to drive your vehicle to your campsite and leave it there during the event. Vehicles caught driving without a proper permit may be fined, impounded or disabled by law enforcement. Mutant Vehicles are licensed to move about the city and playa; they are an important piece of the art and community experience at Burning Man. The Black Rock City Department of Mutant Vehicles licenses Mutant Vehicles for driving in Black Rock City.

In order to be granted a license, Mutant Vehicles must meet certain criteria. In addition to being visually stimulating and/or participatory in nature, vehicles must meet safety requirements, and the owners must abide by the pre-registration process and comply with community guidelines (no dust, 5 mph, etc.). Depending on the license type, Mutant Vehicles may be operated during the day or at night (which requires radical illumination), and within Black Rock City or out on the playa. The DMV also works with the Flame Effects Team to inspect and license Mutant Vehicles that use flame effects. Mutant Vehicle pre-registration is MANDATORY.

Non-mutated vehicles intended for recreational driving, including motorcycles and ATVs, are not allowed to enter Black Rock City and will be impounded before entering our gates. If a motorcycle is your sole means of transportation, you may enter the city and park it at your campsite. Wind-powered vehicles with a pivoting (non-fixed) mast and a standing operator are allowed to move within BRC. All other types of wind-powered vehicles are not allowed within the city but may operate out at the Black Rock Airport.

Look for the DMV behind Playa Info in Center Camp. For more information, contact: dmv@burningman.com or visit dmv.burningman.com

Vehicle Integrity & Mechanical Characteristics

A standard of structural and mechanical integrity must be met for your Mutant Vehicle to be licensed. A standard of safety applies to all Mutant Vehicles at all times. A violation of public safety could result in immediate eviction from the event without refund.

Mutant Vehicles must have physical integrity:

- Any fluids leaking from the vehicle must be caught in a pan and disposed of properly.
- There must be rails for people to hold onto.
- The vehicle must be structurally safe for its occupants.
- Vehicle body alterations should not pose a physical danger to anyone.

Mutant Vehicles must have certain mechanical characteristics:

- Functioning brakes
- Controllable speed
- A reasonable turning radius
- Safe mechanical operation

Emergency Services


If you or someone you know (or encounter) requires medical assistance, contact an Emergency Services Department volunteer, a Black Rock Ranger or visit our Medical Station in Center Camp or at the Emergency Services Stations a block out from the Civic Plazas located at 3 and 9 o'clock. Trained emergency medical personnel are on duty 24-hours a day, and emergency evacuation is available. According to our medical staff, the most common problems are dehydration, and lacerations from stepping or tripping on unprotected rebar or tent stakes. Please avoid injury and act responsibly. If you are looking for your friend whom you suspect may have been injured and medi-vac'd from Black Rock City, go to Playa Info for more information.

Personal Safety

Though Black Rock City is a place built on community and cooperation, this fact does not mean its citizens are protected from the actions of those with bad intentions. It is important that you maintain awareness of your personal safety at the event. Secure your valuables when away from camp. Introduce yourself to your neighbors and your local Black Rock Ranger; work together to keep your neighborhood secure. It's a good idea to let someone know where you're going if you wander off alone or with a new friend, and to check in frequently. Make new friends, but be alert to the actions of those you meet. Be cautious about accepting unknown drinks from open containers. Most importantly, use and trust your best instincts.

Emergency Broadcast Information

Burning Man Information Radio (BMIR) is at 94.5 FM, broadcasting critical travel, emergency and general information, all the time. Get the REAL news 24-7, weather, events and Black Rock City information. In case of emergency, tune into BMIR, 94.5 FM. Stop in Center Camp at Playa Info and record your events for broadcasting by Playa Info between 12 p.m. and 4 p.m. daily. Tell the city what you're up to, live!





Telephone Service

Cell phones do not work in the Black Rock Desert. Public telephones are available in the town of Gerlach, 12 miles away. Bring a calling card, and take the BRC Shuttle Bus to town.

Public Information

In a community rich with artists, pranksters and storytellers, rumors abound. Accurate information about events, scheduling, public safety and other vital concerns can be obtained through our in-camp information resources: the WhatWhereWhen, Digital Directory at **Playa Info** & on PlayaNet kiosks, the Black Rock Gazette, and through regular news bulletins on Burning Man Information Radio (94.5 FM).

Information and Lost & Found

Questions should be directed to Playa Info in Center Camp. This highly informed crew has a wealth of info about events, volunteering, camp placement, found items, special camp placement (Kidsville, Alternative Energy Zone, etc.). Anything found on the playa should be turned in to Playa Info. If someone is answering questions after hours (generally 9:00 a.m. - 6:00 p.m. unless otherwise posted), accuracy cannot be guaranteed - accept or believe it at your own risk.

Finding Your Friends

There are several methods at Playa Info in Center Camp to locate your friends. The Dynamic Board will map campsite coordinates for future arrivals. The Digital Directory and Burning Bell Messaging Center enable you to leave addresses and messages for your friends. The Bulletin Boards are always available for events, messages and general information, however, they are not the most effective nor reliable means of leaving messages for friends.

In-and-Out Policy

Movement of cars or airplanes pose a safety hazard, and protection of the environment is of paramount importance to Burning Man. Casual traffic in and out of Black Rock City is strongly discouraged. Participants who leave and return by personal means will be required to pay \$20 per person. For those anxious to drive into "town", the strongly encouraged alternative is our community bus service that travels between Black Rock City and the nearby towns of Gerlach and Empire. The \$5 tickets and the schedule for the bus shuttle will be available in Center Camp at the Bus Depot. You must

be sober, dressed appropriately for town, and you must carry your event ticket stub and wear the wristband issued to you when you purchase a bus ticket. Arrive for your ticket early as the trips are often full. Busses run from 10:00 a.m. - 6:00 p.m. on Wednesday, 9:00 a.m. - 6:00 p.m. Thursday & Friday and 9:00 a.m. - 3:00 p.m. Saturday.

Participation

If you want to broaden your participation in the event, there are ample opportunities. Visit Playa Info in Center Camp. Ours is a society of activists. When we see a job that needs to be done, we are inclined to roll up our sleeves and pitch in. Keep this in mind: there is no "they", only "us." Burning Man is a 100% participant-funded and staffed event. Sadly, there are always a few people who just don't get it. These folks believe that the mystical "they" will appear to provide for their needs and clean up their mess. Help us instruct them. If you see someone acting irresponsibly, introduce yourself and speak up. Also, don't be a "participation snob". Just because someone isn't costumed or visibly participating doesn't mean they aren't contributing.

Noise Control

Sound travels on the playa, and not everyone will want to sleep when you do. Be advised that the only reliable way to get a quiet, uninterrupted night's sleep is to bring earplugs. If you use an amplified audio system at your camp, the volume must be held to reasonable levels. Speakers must be elevated off the playa surface, and backed by a truck, RV or anything large and solid enough to prevent the sound from traveling backwards. The maximum power amplification is 300 watts. If a problem with sound levels continues after sufficient requests and warning, the source of power for such device or system will be disabled. Art cars with sound systems are subject to the same standards, and must cut their sound when approaching art installations and performances. The hum of generators can become annoying over a long period of time. Please keep your neighbors in mind. We recommend generators that are sound insulated. Do NOT dig a trench to sound-insulate your generator — enclose it in a wooden box. Do visit the Generators article on the website for more detailed information.

Walk-In Camping

A marked area immediately behind the south side of Black Rock City will be reserved for Walk-In Camping. You will need to leave your vehicle, and portage your belongings to your chosen spot. No vehicles or RVs will be allowed in the Walk-In Camping area. The



Commerce and Concessions

The sale of products is prohibited within our community. Bring what you need. The display of commercial logos or banners, or distribution of commercial promotional items or materials is also prohibited. Sales of handmade items and food items "in order to cover costs of the trip" are not allowed. There is NO vending. Ask your neighbors should you need a specific item. Confront your own survival. This is not a consumer event. Although ice will be available for purchase on-site, these proceeds are used to support several Gerlach and Empire community groups.

sheer difficulty of this exercise will keep the area sparsely populated, and your efforts will be rewarded with solitude not available in other parts of the city.



Burning Etiquette

The burning of public structures, such as lampposts or bulletin boards, is prohibited. Likewise, the burning of other people's artwork is also forbidden. Individual artists have the sole right to burn their own creation. Do NOT burn other people's property! If you witness such vandalism, please inform a Black Rock Ranger. You may burn your art on our Community Burn Platforms located at the front of our city, at the end of every third latitudinal street. Don't forget to collect and remove your own ashes. (See Protecting the Environment on **page 6** for more information.)

RC Hobbyists

If you are planning to bring any sort of radio controlled model, vehicle, or art installation to BRC this year, please contact rchoobyist@burningman.com with the radio frequency and channel number you will be operating under. Radio channel conflicts must be avoided to prevent loss of control of an RC project. An out of control model/vehicle/art piece can cause serious damage to people or property, so it is important that RC'ers help us organize regarding radio use. If you have an RC art piece, please inform the Art Team, art@burningman.com, or contact a team member at the Artery in Center Camp.

Early Arrivals

Our city opens on Monday, August 30th at 12:01 a.m.. Do not come to the event site before that time. We are not ready to receive participants before the event begins: we haven't finished building the city. By order of the BLM stipulations, those on site before the event starts must be part of the permitted set-up process.

Late Arrivals

If you arrive in our city at night, and do not know where to camp, we recommend you stay at the Greeter Station until morning. You will NOT find your friends by cruising, are likely to inadvertently camp in a reserved space, and you may create a hazard for others. You can get information and find your way more safely by the light of day.

Freedom & the Media

The media are a part of our experience on the playa. Freedom of the press dictates that we cannot exclude them, nor would we want to — they are our opportunity to affect the world by illustrating what we do together as a community. Reporting and documenting is a form of expression. However, we do limit the number of video crews that we approve to film at the event. Those approved to film are pledged not to interfere with your experience. Should you feel that someone toting a camera is creating a nuisance, contact a Black Rock Ranger. Commercial use of still images taken at Burning Man is forbidden without express permission. All professional photographers with intent to receive compensation for a Burning Man image (including editorial or gallery) must check in with Media Mecca. Pre- or post-event, photographers should contact the hotline, or press@burningman.com for permission. All motion-capturing video and film cameras must be registered, whether for personal or professional purposes. There is no filming without express permission. Professional media will receive a specific camera tag, indicating that they've registered with Media Mecca and been informed of our community expectations for filming. Should you

encounter a problem, approach and ask for their tag number, and report it to a Media Mecca volunteer or a Black Rock Ranger. Those filming or videotaping for personal use must sign a Personal Use Agreement, which indicates the footage will not be professionally distributed. This protects the privacy rights of participants. This Agreement can be obtained at the Gate, or obtained and turned in at the Greeters Station, Playa Info, and Black Rock Ranger Outposts in the Civic Plazas.

Civic Plazas

Two Civic Plazas are located on either side of the city at 3 and 9 o'clock. These Plazas are mini civic centers designed to serve the same community functions as the Center Camp. They are public gathering spaces, inviting art, performance, installations, and community interaction. The theme camps encircling the Plazas are encouraged to participate creatively in making the Plazas inviting. Each Plaza will contain public burn barrels, and nearby, participants will find Emergency Services Outposts, and Black Rock Ranger Outposts.


Exodus

Exodus is an exercise in patience and cooperation. As you drive to Burning Man along that small two-lane country highway, observe its narrow, finite capacity. Now imagine 10,000 vehicles trying to leave Black Rock City in one day. Like draining a bathtub with a straw, it will take time. Cooperate with the Exodus staff directing traffic. Keep the spirit alive!

Suggestions:

1. Get gas and other supplies on the way towards the event before arriving at Black Rock City. Our biggest problem is everyone trying to stop in Gerlach and Empire on the way out which causes huge jams and backups.
2. Don't leave Monday afternoon. This is the busiest time. Also be wary of leaving Sunday right after the Temple burn.
3. Agree to have each vehicle in your camp leave at different times and spread this time out as much as possible. We recommend 2-3 hour intervals.
4. Tune into Burning Man Information Radio at 94.5 FM for detailed traffic reports.
5. If you must stop outbound in Gerlach or Empire be careful to pull off so as not to create back-ups through the towns and all the way to Black Rock City.
6. If you break down or have car problems, make sure you get off the road and out of the way so the traffic can keep moving. Keep safe, and get out of the way as soon as possible.
7. Make sure your load is secure. We don't want accidents to happen, or to have trash strewn along the highway.

We're recruiting dozens of volunteers to help direct traffic on Sunday and Monday, and bid a friendly goodbye to everyone. Come to Playa Info in Center Camp during the event for information on how to help out. Off the playa, you can reach us at exodus@burningman.com.



Hot Springs

Our numbers have grown, and the potential for strain on the surrounding environment has also grown. During Burning Man, participants are strongly discouraged from using the local hot springs. A special environmental team of Earth Guardians working with the BLM will be assigned to patrol and protect these fragile resources. Email earthguardians@burningman.com for more information.

Rental Trucks & Corporate Logos

Corporate advertising is not allowed at Burning Man. Participants with rental trucks are enthusiastically encouraged to cover or decorate prominent logos. The display or distribution of corporate banners, corporate logos, giveaway items, samples, and other such paraphernalia is strictly prohibited.

RVs

You are welcome to bring a recreational vehicle. Be aware, however, that there is no dumping station on-site, and you will not be allowed to dump on the playa – the BLM does issue citations for the dumping of gray or black water. RV servicing will be available for a \$45 fee for trailers up to 24' in length, and \$55 for one gray and one black tank for RVs that are 25'-35' in length. Each additional tank is \$25. Please note that our potty vendor only accepts cash, so think ahead. Sign up for the service at the vendor's booth at Playa Info, between the hours of 11a.m. and 1 p.m. daily. You must have a contact person available to meet the pump-truck at your RV. If you see a truck designated 'RV Servicing', you can flag them down for service, but signing up at Playa Info is strongly recommended. Keep a space clear for the truck to access your RV; pump hoses cannot reach beyond 30 feet. On-playa pumping services include removal of gray and black water, and re-charging of non-potable water only to allow the toilet to flush. Be considerate of your neighbors when running your generator. Use only one-ply toilet paper. For additional information, visit the Preparation section of the website and read RV Survival Tips.

Paiute Tribal Land & Pyramid Lake

On your way to Burning Man, you will pass through the Paiute tribal land. Every year we affect the Paiute tribe's resources whether it's a car accident or a swim in Pyramid Lake. Be aware that Burning Man participants affect the Paiute community. Please be respectful. There are no services for the 76 miles between Wadsworth & Empire (no gas, no water).

Our Neighbors

As you arrive within sight of the Black Rock Desert, you will pass through the communities of Empire and Gerlach. Empire boasts a grocery store - it is your last chance to purchase provisions! Hours for the store are extended during Burning Man, but it's not typical to find it open after 10:00 p.m. Gerlach amenities include a gas station, a car repair and towing service, one restaurant (Bruno's), and Burning Man's roadside office. The gas station closes at 9:00 p.m., as does Bruno's restaurant. Please remember that these twin towns are NOT extensions of Black Rock City. DO NOT replenish your water supply from a local spigot. Water is precious in the desert. This water belongs to local residents. DO NOT deposit any form of garbage here or by the roadside. DO NOT speed through these towns, and avoid blocking driveways if you park your car. The citizens of Gerlach and Empire welcome us, but bad behavior on your part can undermine this relationship. Behave as you would in any small community. Life moves at a slower pace in Black Rock Country. Local merchants are unaccustomed to crowds of customers. Be courteous and patient, dress appropriately and do not impart a party atmosphere. We are guests here. Be friendly to all local residents.

Toilets

Portable toilets will be provided, and will be emptied regularly. Use these facilities only for their intended purpose — not for dumping garbage or your personal potty bags. Putting anything but human waste and one-ply toilet paper into the portable toilets makes pumping nearly impossible and threatens the survival of the Burning Man event. This includes tampons, trash, and handy wipes. Put the lid down when you're done — it helps keep odors under control. Please do not defecate on the playa; it is an unpleasant mess for everyone, especially for those who restore the playa after the event. Do not dump gray water in the potties, doing so will fill them up much faster than normal and result in nasty potties for all. For tips on dealing conscientiously with your gray water, see the Preparation section of the Burning Man web page. Live this mantra: If it wasn't made by your body, don't put it in the potty!



While on tribal land in and around Pyramid Lake, PERMITS ARE REQUIRED. Pulling off the road to swim, hike, take a break from driving and or overnight camping requires a permit. They are only \$5; please do your part and purchase a permit before using the Paiute land. The I-80 Smoke Shop in Wadsworth is the most convenient location for northbound Burners to purchase a permit. You can purchase permits in other Nevada towns including Reno, Sparks, Fernley, Nixon, and Sutcliffe. Please see the Burning Man website for locations www.burningman.com/preparation/travel_info/pyramid_lake.html.

For more information about the Paiute tribe and their land, please visit www.plpt.nsn.us.

LAW ENFORCEMENT AT BURNING MAN

What law enforcement agencies patrol the event?

The law enforcement officers you may encounter in Black Rock City wear various uniforms. A very few are undercover and do not wear uniforms. The following agencies will be present during our event:

- Washoe County Sheriff's Office
- Pershing County Sheriff's Office and law enforcement personnel from other counties under contract with Pershing County
- Bureau of Land Management Rangers
- Nevada Department of Investigations

Law enforcement officers from Washoe County primarily patrol the nearby town of Gerlach. Law enforcement personnel associated with Pershing County patrol Black Rock City. Federal BLM Rangers patrol both our city and the Black Rock Desert.

It is not the mission of these agencies to police your lifestyle or inhibit self-expression. They fulfill the same function as the police in any city. In the past, they have conducted search and rescue missions and assisted us in evictions. It is also their duty to respond to any infraction of the law that is brought to their attention.

Members of our own volunteer organization, the Black Rock Rangers, wear khaki-colored attire. An insignia that features the Burning Man logo identifies our Rangers and their vehicles. They do not represent a law enforcement agency and do not directly deal with violations of the law, apart from infractions of the public rules of Black Rock City. They are a non-confrontational mediating entity devoted to public safety and the quality of participant experience. They are members of our community. You should feel free to request assistance from them at any time.

The Black Rock City Emergency Services Department wear yellow uniforms that say "Emergency Services" on them and feature the Burning Man logo on their uniforms and vehicles. They provide Black Rock City with fire fighting, emergency medical, and mental health services. They do not represent law enforcement or any outside agencies. Since they are not Rangers, all security concerns, conflicts or law enforcement related issues should be directed to the Black Rock Rangers.

About the highways leading to the event:

Representatives of state and county law enforcement, principally the Nevada Highway Patrol, are present on the highways leading to our event. The Pyramid Lake Tribal Police also patrol the area around the town of Nixon. Speed limits are strictly enforced in municipal areas. The open road is also heavily patrolled during our event. It is illegal to park by the side of the road except in turnout areas. It can also be very dangerous to pull over — a large portion of this highway is bordered by soft shoulders. However, should your car break down it is wise to pull over as far as possible to avoid slowing traffic or creating a hazard. You should drive carefully and observe all speed limits.

If the police stop your car, remember the following:

1. Upon request, show police officers your driver's license, registration and proof of insurance. In certain cases, your car can be searched without a warrant as long as the police have probable cause (e.g., if there is contraband visible to the officer). If the officer has probable cause, he or she will inform you that they are going to do a search. You should not resist. If, however, the officer asks you if you consent, to a search then you have the right to refuse consent. It is not lawful for police to arrest you simply for refusing to consent to a search.
2. If you're given a ticket, you should sign it; otherwise you can be arrested. You can fight the case in court later.
3. If you're suspected of drunk driving (DUI) and refuse to take a blood, urine or breath test, your driver's license will be suspended. In addition, under Nevada law, a forced blood draw process can be undertaken.

What is illegal? What are the consequences?

Any act of assault or theft is a violation of the law, and may be cited as a felony federal offence. You may be charged in court and face prison time.

The discharge of unauthorized fireworks is a violation of the law.

This is a violation of federal, state and county laws. It is a misdemeanor and may result in a federal fine of \$50. Pershing County regulations, especially in the case of unauthorized fireworks that pose a direct threat to public safety, impose a fine of \$615. Participants who wish to create pyrotechnic art should contact pyro@burningman.com in advance of the event.

Defecation on the playa is violation of the law.

This is a violation of federal regulations. You may be issued a ticket that will cost you \$50 or more.

The use and possession of illegal drugs and possession of such drugs with intent to distribute are violations of the law.

Depending on the particular offence and the citing agency, the possession of marijuana may represent either a misdemeanor or a felony. Under federal law possession of small quantities of marijuana for personal use is a misdemeanor. This can result in the issuance of a ticket that imposes a \$250 fine. Under state law any possession of marijuana is a misdemeanor, with a bail of \$250 to \$650, with a fine of \$600 and possible drug treatment. Possession of any other illegal drug is a felony offence with a bail in state court of \$1,500 or a misdemeanor with a fine of \$250. The possession of any illegal drug with intent to distribute is a more serious felony offence in all jurisdictions. The possession of large quantities of such drugs may be interpreted as evidence of intent to distribute. Furthermore, the act of distribution is not confined to the sale of such substances. It can mean any form of distribution including gifts. This offence involves incarceration. State laws impose bails ranging between \$5,000 and \$250,000. The nearest court is located in Gerlach. This is where state misdemeanors are likely to be processed. Many felony violations, however, are processed in Lovelock, NV, which is hours away from our event site.

Possession of drug paraphernalia is a violation of the law.

This is a misdemeanor in the State of Nevada. Possession of drug paraphernalia is punishable by up to six months in jail and a fine up to \$1,000.



Your Right to Privacy

Police and government employees **MUST** in most circumstances have a warrant to enter or search your residence or any enclosed area in which you have a reasonable expectation of privacy. As a general rule, you have a reasonable expectation of privacy in any area where you are temporarily or permanently living and conducting intimate personal or family activities such as dressing and sleeping. For this reason, permanent homes are subject to the highest expectation of privacy. Vehicles, on the other hand, have a very low expectation of privacy. Using a vehicle as a temporary home in Black Rock City poses a "gray area" in the law with respect to your right to privacy. The more steps you take to make your vehicle or tent private, the more expectation of privacy you will have against an unwarranted search. On the other hand, if your tent has no walls, or your vehicle doors are always open, then your right to privacy is diminished and police may search without a warrant.

Driving Under the Influence is a violation of the law.

Driving under the influence is a crime in Nevada. The state's blood alcohol limit (BAC) is .08 for drivers 21 years of age and older, and 0.02 for drivers under 21. Note that the BAC is only a guide. Drivers can be arrested and convicted for DUI with a lower BAC, or for driving under the influence of controlled or prohibited substances. Be aware that you cannot refuse a test. By driving in Nevada you automatically consent to breath or blood testing. Refusing a test is grounds for arrest. Typical penalties for a first DUI offense are as follows:

- Arrest
- Vehicle Impoundment
- Two days to six months in jail or community service
- Fine of \$400 to \$1,000
- Chemical Test Fee: \$60
- DUI School or Substance Abuse Treatment
- Victim Impact Panel
- Possible Driver's License revocation
- Increased car insurance premiums

Penalties increase with subsequent offenses. More information can be found at www.dmvnv.com/sitemap.htm

You may only come into and out of the event site through the Gate.

Closure order infractions are a violation of the law. There is a federal closure zone around BRC to ensure the safety of participants and users of the Black Rock Desert. Infractions of this closure order are a violation of law. Our permit issued by the Bureau of Land Management requires the closure. Driving outside of Black Rock City in an area adjacent to its boundaries can result in a ticket issued by the Bureau of Land Management. These violations usually occur when would-be participants try to break through our city boundaries or when people attempt to avoid traffic at the conclusion of the event. Ignoring posted speed limits or boundary signs on the playa may result in a moving violation that imposes a \$250 fine. Hiking in or through the closure zone is highly discouraged. Those on foot in this area should be prepared to show a ticket or risk deportation to the front gate for payment.

Non-permitted burning is a violation of the law.

Fires that occur directly on the surface of the playa violate the rules of Black Rock City. This particular rule is a part of our permit stipulations. A violation is a federal misdemeanor and can result in a fine of \$50. The burning of any toxic material anywhere is prohibited, and can result in a \$250 fine. Participants who wish to burn their art should use a public burn platform or contact installations@burningman.com in advance of the event to avoid a BLM fine.

If you are stopped for questioning:

1. If the officer asks for your name then you should answer the question truthfully. Failure to identify yourself to a requesting police officer is a crime in Nevada and does not violate your right to remain silent.
2. Other than providing your name, it's not a crime to refuse to answer questions, although refusing to answer can make the police suspicious of you. It is your constitutional right not to incriminate yourself, but, at the same time, law enforcement does have expectations of reasonable cooperation. While you cannot be arrested merely for refusing to supply information, a refusal to do so could cause you to be taken into custody as the suspected crime is investigated.
3. Police may "pat-down" your clothing if they suspect a concealed weapon. If you do not want to consent to any further search, make this clear.
4. Ask if you are under arrest. If you are, you have a right to inquire as to what you did that compelled the law enforcement officer to take action.
5. Don't bad-mouth the police officer or run away. Even if you believe what is happening is unreasonable, this behavior could lead to your arrest.

If you are a bystander:

If you are witness to an arrest or questioning or present at a crime scene, do not interfere with law enforcement officers or attempt to offer advice to persons being detained.

If you are arrested or taken to a police station:

1. You have the right to remain silent and talk to a lawyer before you talk to the police. You may choose to tell the police nothing except for your name and address. If you choose to exercise this right then you don't have to give any explanations, excuses or stories. You can make your defense later, in court, based on what you and your lawyer decide is best. Arrested individuals often feel the need to prove their innocence by speaking to police. You do not have to prove that you are innocent.
2. Within a reasonable time after your arrest, or booking, you have the right to make a local phone call to a lawyer, bail bondsman, a relative or any other person. The police may not listen to a call to the lawyer.
3. If you can't pay for a lawyer, you have a right to a free one, and should ask the police how the lawyer may be contacted.

Public and private

Burning Man is a state of mind, and Black Rock City is an extremely interactive environment, ordered by gift giving. Many distinctions between what is private and what is public tend to soften and disappear. However, Black Rock City is also subject to county, state and federal laws. If you violate these laws you may be subject to arrest or citation. If a law enforcement representative requests to enter your home — your tent or your RV — you do not have to admit them unless they have a warrant signed by a judge. However, with probable cause and in some emergency situations (as when a person is screaming for help inside, when the police are chasing someone, or when an officer witnesses illegal activity occurring within your home) they are allowed to enter and search your domicile without a warrant. Both sight and scent of illegal activity may be held by a court to represent probable cause. You have the right not to consent to a search if the police officer asks for your permission to search. If you are arrested, the police can search you and the area "close by", which usually means just the room you are in. This does not mean adjacent tents or RV's where there is no evidence of criminal activity.

How to behave

It is the duty of all law enforcement personnel to enforce the law. Any illegal action witnessed by the police can lead to your arrest. Therefore, your best protection from arrest is to obey the law. However, everyone has a right to courteous, respectful and legally correct treatment by police officers. If you feel you have been mistreated, or have been threatened with consequences if you do not surrender your rights, you should remember the officer's name and badge number and write down everything you can remember about the incident. If you feel your rights have been violated, file a written complaint. You should also inform the Black Rock Rangers of any such incident promptly.

On the other hand, you should always remain polite and respectful. Stay calm and control your words, body language and emotions. Never touch a police officer. Do not resist, even if you believe you are innocent, and don't complain at the scene or attempt to rally support from bystanders. Don't tell the police they're wrong or that you're going to file a complaint. Be prepared to exercise your rights, but try also to imagine what occurs from their point of view. Law enforcement is a difficult and dangerous job. It is likely that the police are just as apprehensive as you are. Your actions can allay this anxiety and prevent harmful consequences.

In some cases you may be called upon to assist in an investigation. Participants should cooperate to the best of their ability with law enforcement.

Some text provided by the American Civil Liberties Union, www.aclu.org

HOW TO GET TO BURNING MAN

Getting to Gerlach from the West

From Reno, Nevada, take Hwy 1-80 east for approximately 25 miles. Take the Wadsworth/Pyramid Lake exit #43 to Hwy 447. Go north one mile to Wadsworth and turn left, staying on Hwy 447. It's 75 miles to Empire where gas and supplies are available. Continue 3 miles on Hwy 447 to Gerlach where gas is also available. Get gas when you arrive if you'll need it when returning home. See LOCAL DIRECTIONS below.

Getting to Gerlach from the East

From Winnemucca, there is one primary option:

1. I-80 is the primary route to follow for 130 miles to exit 43 then follow the same directions as above from Reno.
2. The other route, Jungo Road, visible on a map, is a very rough dirt road with easy-to-miss turns, mining vehicles, a couple of treacherous dips and is guaranteed to cause one flat if not more. Please do not attempt this route.

Getting to Gerlach from the North

Begin at the town of Alturas located in northeast California along Hwy 395. This is the last opportunity to fill up on gas and the last services for a hundred miles. Take Hwy 229 east about 25 miles, then turn south onto Hwy 447 and proceed about 75 miles to Gerlach. Get gas when you arrive if you'll need it when returning home. See LOCAL DIRECTIONS below.

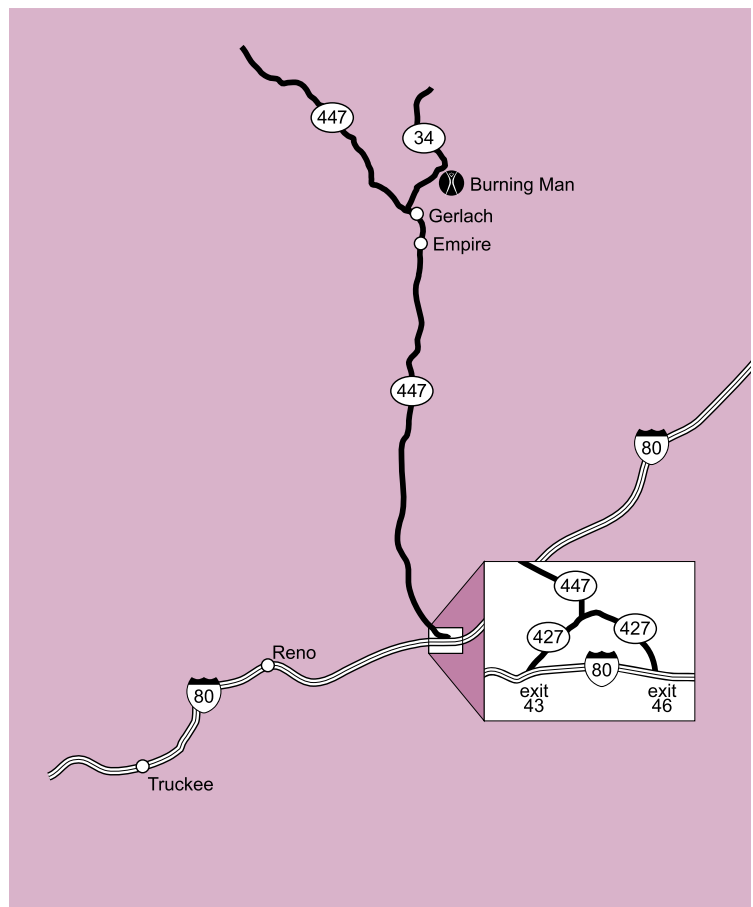
Local Directions to Black Rock City from Gerlach, NV

From Gerlach, go northwest on Highway 447 for one mile to the fork. Take the right-hand fork, Hwy 34, and continue 11 miles to the Burning Man entrance. You WILL see signs marking our entrance. Note: The 3-mile playa entrance (first turn-off) used in previous years is not an entrance to our event. The 12-mile playa entrance just beyond ours will not take you to Burning Man and will be patrolled by BLM Rangers. Please consider filling up on gas on your way into the event; it is much easier to do this than to get gas on the way out.

Travelers Advisory

The state highways leading to Gerlach (the closest settlement to Black Rock City) and all other roads in the area are patrolled by the Nevada Highway Patrol. 25 mph, as posted in nearby towns, means exactly that. Local kids

and pets play in the road - so be careful. If stopped for speeding on tribal lands (Nixon and Wadsworth) you should be prepared to post a fine immediately. Outside of town, be prepared to share the road with livestock and wildlife. Most vehicle accidents in which participants are injured occur on Hwys 447 & 34 on the final approach to Black Rock City. It is sadly ironic that people have often made it across the country only to have a serious injury in the last few miles. Please be cautious! Tired? Then stop to rest! Be alert for cattle and deer that will dart into the road in front of you, especially at night. You may survive impact with a cow, but the animal and your car won't. A note about jackrabbits: there is an over-abundance of them and they are "kamikaze." It is not worth jeopardizing your safety to swerve in an attempt to avoid them. Stop and look carefully at all train crossings. Estimating the speed of trains is misleading in the broad desert expanse. Always wait for any oncoming train to pass before crossing railroad tracks. For more information read Travel Tips on **page 8**.



Warning

Be advised that law enforcement has been known to make stops and conduct searches of vehicles. Do not park alongside Highway 34. The county sheriff will ticket any vehicles that are parked by the roadside. The road to our encampment is your only access to Black Rock City. There are no other routes. The federal Bureau of Land Management has declared an off-road closure throughout a two-mile area around our city. It will be patrolled by law enforcement agencies. Anyone attempting to enter the playa off-road will be subject to substantial fines. Furthermore, the margins of the lakebed are saturated with water flow. You will get stuck. Mired vehicles may remain stranded for days or weeks.