



Burning Man 2002 Survival


Participant Responsibilities

Participants at Burning Man must bring all necessities to the desert: food, shelter, water, fuel. As you read these guidelines for responsible behavior, please keep in mind that you are responsible for yourself at all times in every regard once you enter Black Rock City. Above and beyond the provision for individual survival, everyone is requested to help ensure our collective survival by following very simple rules relating to public safety and community well being. Everyone is expected to abide by these standards. Community membership is a privilege. Any violation of these requirements could result in ejection from the community. Please take the time to read this thoroughly. There is new information included for 2002 and important reminders that insure a safe & fun event for all of us.

1 Do not drive cars in camp. Be prepared to come to Black Rock City and anchor your vehicle at your campsite. No cruising! Black Rock City is designed for pedestrians and bicycles. Except for public agencies, specially marked Black Rock City service vehicles and Art Cars licensed by the Department of Mutant Vehicles, no cars will be allowed to drive in camp or on the open playa around it. (Licensed Art Cars will be permitted to travel only within certain areas of camp during specified times or during specially organized caravans and parades.) When entering and leaving our site please observe posted speed limits (5 mph) within city limits. Let pedestrians and bicycles have the right of way over motor vehicles. Please email us at dmv@burningman.com for further information. See **Department of Mutant Vehicles & Bicycles** on page 9.

2 Respect public boundaries. The boundaries of Black Rock City are clearly marked and established within an area of the playa that is administered by the Bureau of Land Management (BLM) for purposes of public recreation. The BLM will establish a buffer zone on the playa around Black Rock City. No camping is allowed in this area. The marked area immediately fronting our city is reserved for works of art. Do not drive or camp here. A specially marked area is reserved for Walk-In camping. No automobile traffic or motorized vehicles are permitted here.

3 No commercial vending! No vending is allowed at Burning Man. This means you do not buy or sell anything. Black Rock City is a place of sharing and free exchange within a gift economy. An exception is our Café, which sells espresso and a few other beverages as a public service. Ice is also sold in the Center Camp circle at CampArctica. Proceeds from the sale of ice are donated to local communities. See **Commerce & Concessions** on page 9.



4 All participants are required to remove their own trash and garbage. No trash receptacles or bins will be provided. Please take everything you brought to the event back home with you. Burning Man will provide only portable toilets that will be emptied on a regular basis. **Do not empty trash in the portable toilets.** Contribute to our long-term survival: Pack it In, Pack it Out. You are responsible for the condition of your campsite. No fires of any kind are allowed on the unprotected surface of the playa. Do not deposit garbage in neighboring towns. Public landfills are located conveniently nearby. See **Garbage Disposal** on page 7.

5 Observe fire rules. High winds create a serious fire hazard within the densely settled confines of our city. Campfires and tiki torches are restricted to The Esplanade, the pedestrian boulevard at the front of our city, Villages, in our Center Camp, and within the two Plazas on 2500' at the 90° and 270° intersections. All structures must be 50 feet from any fireplace. No fires are allowed on the unprotected playa surface. Aerial flares rockets and explosives are prohibited in Black Rock City and could result in a fine. Hay bales are not allowed. Respect art works. If an artwork is to be burned, only the artist who created it may do this. See **Burn Scar Prevention** on page 6.



6 Sound emitted from any camp should not cause serious disruption to adjacent camps. Large sound systems are limited to certain areas of our city. A large-scale Sound Art Zone will be located along the streets of 60° and 300° at the far ends of our settlement. If a problem with sound levels continues after sufficient warning, the source of power for such a device or system may be removed and temporarily confiscated. See **Noise Control** on pages 9.

7 Dogs are NOT welcome at Burning Man. Many pet owners are not prepared to provide the additional care needed for their animals in the Black Rock Desert environment. Loose dogs are also likely to be shot by local ranchers, or killed by coyotes. They are a burden to both Black Rock City and local communities. If you insist

on bringing your dog to our event, you must purchase a Pooch Pass at a price of \$100 in order to license and admit your pet. This license requires you to assume responsibility for your pet and responsibility for picking up all dog feces in your area.



Dogs must be under their owners' control by leash or voice at all times. If your dog is deemed a safety hazard, both dog and owner may be ejected from the event with no ticket refund. For lost or found dogs on the playa, please contact Playa Information in Center Camp. Before you decide to bring your dog, please email dogs@burningman.com.

8 No one will be admitted without a valid registration ticket from Burning Man. Your ticket is a revocable license. Violation of these rules, or violent or anti-social behavior can result in revocation of your ticket and ejection from the event without refund. No one under 18 will be admitted without a responsible adult. Our admission Gate will be open at sunrise on Monday, August 26th. Tickets sold at the gate will be priced **SUBSTANTIALLY** higher than advance sale tickets. **FORMS OF PAYMENT FOR TICKETS ARE CASH AND CREDIT CARD ONLY, NO CHECKS WILL BE ACCEPTED!** NO admission tickets will be sold at the Gate after 11:59 PM on Thursday, August 29th.

9 Burning Man supports county, state and federal laws. This means you should comport yourself, with regard to these laws, as you would in any municipality. Burning Man does not promote or condone the use of drugs or public sex acts. The use of drugs in a physically challenging and hazardous environment can create a serious health hazard. We also support your right to privacy as a resident of our community. See **Your Rights & Responsibilities** on page 3.

10 No firearms. The possession of firearms or ammunition within Black Rock City is prohibited. Neither our campground nor the greater playa is suitable for recreational shooting.

Monday August 26 - Monday September 2

Law Enforcement at Burning Man



What law enforcement agencies patrol the event?

The law enforcement officers you may encounter in Black Rock City wear various uniforms. A very few are undercover and do not wear uniforms. The following agencies will be present during our event:

- Washoe County Sheriff's Office
- Pershing County Sheriff's Office and law enforcement personnel from other counties under contract with Pershing County
- Bureau of Land Management Rangers
- Nevada Department of Investigations

Law enforcement officers from Washoe County primarily patrol the nearby town of Gerlach. Law enforcement personnel associated with Pershing County patrol Black Rock City. Federal BLM Rangers patrol both our city and the Black Rock Desert.

It is not the mission of these agencies to police your lifestyle or inhibit self-expression. They fulfill the same function as the police in any city. In the past, they have conducted search and rescue missions and assisted us in evictions. It is also their duty to respond to any infraction of the law that is brought to their attention. Members of our own volunteer organization, the Black Rock Rangers, wear khaki-colored attire. An insignia that features the Burning Man logo identifies our Rangers and their vehicles. They do not represent a law enforcement agency and do not directly deal with violations of the law, apart from infractions of the public rules of Black Rock City. They are a non-confrontational mediating entity devoted to public safety and the quality of participant experience. They are members of our community. You should feel free to request assistance from them at any time.


What is illegal? What are the consequences?

Any act of assault or theft is a violation of the law.

These are felony offenses. You may be charged in court and face jail time.

The discharge of unauthorized fireworks is a violation of the law.

This is a violation of federal, state and county laws. It is a misdemeanor and can result in a federal fine of \$50. Pershing County regulations, especially in the case of unauthorized fireworks that pose a direct threat to public safety, impose a fine of \$615. Participants who wish to create pyrotechnic art should contact pyro@burningman.com in advance of the event.



Defecation on the playa is violation of the law.

This is a violation of federal regulations. You can be issued a ticket that will cost you \$50.

The use and possession of illegal drugs and possession of such drugs with intent to distribute are violations of the law.

Depending on the particular offense and the citing agency, the possession of marijuana may represent either a misdemeanor or a felony. Under federal law possession of small quantities of marijuana for personal use is a misdemeanor. This can result in the issuance of a ticket that imposes a \$250 fine. Under state law any possession of marijuana is a misdemeanor, with a bail of \$250 to \$650 with a fine of \$600 and possible drug treatment. Possession of any other illegal drug is a felony offense with a bail in state court of \$1,500. The possession of any illegal drug with intent to distribute is a more serious felony offense in all jurisdictions. The possession of large quantities of such drugs may be interpreted as evidence of intent to distribute. Furthermore, the act of distri-

bution is not confined to the sale of such substances. It can mean any form of distribution. This offense involves incarceration. State laws impose bails ranging between \$5,000 and \$50,000. The nearest court is located in nearby Gerlach. This is where state misdemeanors are likely to be processed. Many felony violations, however, are processed in Lovelock, NV. Lovelock is hours from our event site.

Possession of drug paraphernalia is a violation of the law.

This is a misdemeanor in the State of Nevada. The bail is \$330.

You can only come into and out of the event site through the Gate.

Closure order infractions are a violation of the law. The closure is a buffer zone around our city limits that insures the safety of participants and users of the Black Rock Desert. Our permit issued by the Bureau of Land Management requires the closure. Driving outside of Black Rock City's designated boundaries in an area adjacent to our event can result in a ticket issued by the Bureau of Land Management. These violations usually occur when would-be participants try to break through our city boundaries or when people attempt to avoid traffic at the conclusion of the event. Ignoring posted speed limits or boundary signs on the playa can result in a moving violation that imposes a \$250 fine.

Non-permitted burning is a violation of the law.

Fires that occur directly on the surface of the playa violate the rules of Black Rock City. This particular rule is a part our permit stipulations. A violation is a federal misdemeanor and can result in a fine of \$50. The burning of any toxic material anywhere is prohibited, and can result in a \$250 fine. Participants who wish to burn their art should use a public burn platform or contact installations@burningman.com in advance of the event to avoid a BLM fine.

Your rights and Responsibilities



Text provided by the American Civil Liberties Union, www.ACLU.org

If you are stopped for questioning:

1. It's not a crime to refuse to answer questions, although refusing to answer can make the police suspicious of you. You can't be arrested merely for refusing to identify yourself. (It is your constitutional right to not incriminate yourself, but, at the same time, law enforcement does have expectations of reasonable cooperation. While you cannot be arrested merely for refusing to supply information, a refusal to do so could cause you to be taken into custody as the suspected crime is investigated.)
2. Police may "pat-down" your clothing if they suspect a concealed weapon. Don't physically resist, but make it clear that you don't consent to any further search.
3. Ask if you are under arrest. If you are, you have a right to inquire as to what you did that compelled the law enforcement officer to take action.
4. Don't bad-mouth the police officer or run away, even if you believe what is happening is unreasonable. This could lead to your arrest.

If you are stopped in your car:

Representatives of state and county law enforcement, principally the Nevada Highway Patrol, are present on the highways leading to our event. The Pyramid Lake Tribal Police also patrol the area around the town of Nixon. Speed limits are strictly enforced in municipal areas. The open road is also heavily patrolled during our event. **It is illegal to park by the side of the road except in turnout areas.** It can also be very dangerous to pull over — a large portion of this highway is bordered by soft shoulders. You should drive carefully and observe all speed limits.

If the police stop your car, remember the following:

1. Upon request, show police officers your driver's license, registration and proof of insurance. In certain cases, your car can be searched without a warrant as long as the police have probable cause. To protect yourself later, you should make it clear that you do not consent to a search. It is not

lawful for police to arrest you simply for refusing to consent to a search.

2. If you're given a ticket, you should sign it; otherwise you can be arrested. You can always fight the case in court later.
3. If you're suspected of drunk driving (DWI) and refuse to take a blood, urine or breath test, your driver's license will be suspended. In addition, under Nevada law, a forced blood draw process can be undertaken.

If you are arrested or taken to a police station:

1. You have the right to remain silent and talk to a lawyer before you talk to the police. Tell the police nothing except for your name and address. Don't give any explanations, excuses or stories. You can make your defense later, in court, based on what you and your lawyer decide is best.
2. You may ask to see a lawyer immediately. If you can't pay for a lawyer, you have a right to a free one, and should ask the police how the lawyer may be contacted. **Don't say anything to the police without a lawyer.**
3. Within a reasonable time after your arrest, or booking, you have the right to make a local phone call to a lawyer, bail bondsman, a relative or any other person. The police may not listen to the call to the lawyer.

Public and Private


Burning Man is a state of mind, and Black Rock City is an extremely interactive environment ordered by gift giving. Because of this, many distinctions between what is private and what is public tend to soften and disappear. However, Black Rock City is also subject to county, state and federal laws. If you violate these laws you may be subject to arrest or citation. If a law enforcement representative requests to enter your home—your tent or your RV—you **do not have to admit them** unless they have a warrant signed by a judge. However, in some emergency situations (as when a person is screaming for help inside, when the police are chasing someone, or when an officer

witnesses illegal activity occurring within your home) they are allowed to enter and search your domicile without a warrant. Both sight and scent of illegal activity may be held by a court to represent probable cause. You should never resist a police officer, but you should **never give permission** for such a search. If you are arrested, the police can search you and the area close by—"close by" usually means just the room you are in. This does not mean adjacent tents or RV's where there is no evidence of criminal activity.

How to Behave

It is the duty of all law enforcement personnel to enforce the law. Any illegal action witnessed by the police can lead to your arrest. Therefore, your best protection from arrest is to **obey the law**. However, everyone has a right to courteous, respectful and legally correct treatment by police officers. If you feel you have been mistreated, or have been threatened with consequences if you do not surrender your rights, you should remember the officer's name and badge number and write down everything you can remember about the incident ASAP. **Try to find witnesses and their phone numbers.** If you are injured, take photographs of the injuries as soon as possible, but make sure you **seek medical attention first**. If you feel your rights have been violated, **file a written complaint**. You should also inform the Black Rock Rangers of any such incident.

On the other hand, you should always remain polite and respectful. Stay calm and control your words, body language and emotions. Never touch a police officer. Do not resist, even if you believe you are innocent, and don't complain at the scene or attempt to rally support from bystanders. Don't tell the police they're wrong or that you've going to file a complaint. Be prepared to exercise your rights, but try also to imagine what occurs from their point of view. Law enforcement is a difficult and dangerous job. It is likely that the police are just as apprehensive as you are. Your actions can allay this anxiety and prevent harmful consequences.



Black Rock Country

Black Rock country is truly one of the most fascinating landscapes in North America. Nestled within the western edge of the Basin and Range Province, the Black Rock forms a unique assemblage of volcanic lava flows, ash, ancient shallow marine sea floor, exotic batholithic terrain and lacustral sedimentary packages. Within the Black Rock, the most striking and prominent feature is a silt alkaline Salt Pan, commonly referred to as a playa. The Black Rock Playa, elevation 3,848 ft, is the second-largest flat region in the Northern Hemisphere. Shaped like a "Y" the Black Rock can be divided into 3 parts: the playa, west arm, and east arm. The longest stretch of playa is 27 miles along the west arm and south of the intersecting arms the widest spot is 12 miles. The playa has a "bulge" in the middle that is widely reported to be the visible curvature of the earth; this is actually the result of water pressure and the expanding clays that make up the playa fill. (The earth's curvature is not visible from altitudes lower than about 20 miles.) Also unique to Black Rock, is a large concentration of Hot Springs, found along the escarpment of the ranges bordering the playa. The source of the springs is still unknown although it is theorized that they are the result of active volcanism and latent heat from the Cascades in northern California and Oregon. The playa is the remnants of Pleistocene Lake Lahontan, which at its greatest expanse 13,000 years ago covered 8,665 square miles of Northwestern Nevada. Over the last 75,000 years Lake Lahontan has had 4 measurable high-stands which all correlate to glacial advances in the Sierra Nevada. The highest lakestand was during the most recent glacial period. Geologic evidence suggests depths up to 920 ft at what is now referred to as Pyramid Lake, 525 ft in Walker Lake, and 490 ft in the Carson Sink. Lush vegetation and an abundant water supply were present, provided from rivers draining off the Sierra Nevada Mountains & Modoc Plateau. Giant mammoth, camel, horse, and saber-toothed tigers roamed the marshy land. In 1979, the largest mammoth ever found was discovered in the Black Rock located in a channel of the Quinn River. This 17,000-year-old Imperial Mammoth was 50 years old at death, weighed 13,000 pounds, and was 13 feet high at the shoulders. Glacial retreats, subsequent extension of the Basin and Range, and further development of the California Coastal Ranges, Sierras, Cascades and Klamath Mountains created physical barriers generating a Rain Shadow habitat in northwestern Nevada, and eastern Oregon. Lake Lahontan eventually dried-up, leaving behind terraces (up to 300 ft wide) on the surrounding mountains and the current playa surface.

Thanks to INNATE, Mike Bilbo (BLM), and Catherine O'Riley
Suggested Reading: Geologic and Natural History Tours in the Reno Area (1995), Purkey, Becky Weimer, University of Nevada, Reno, Mackay School of Mines

The Desert

The desert is a place worlds away from that to which most of us are accustomed, and is governed by physical laws that cannot be ignored. You are responsible for your own survival, safety and comfort. READ THIS CAREFULLY, AND MAKE SURE EVERYONE IN YOUR GROUP READS IT AS WELL.

What You Must Bring:

- 1.5 gallons of water per person per day (for drinking, showering, washing, and food preparation.) Keep a bottle of water with you at all times.
- Enough food/beverages for your entire party
- First aid kit
- Warm clothing for evenings—this is a desert at 4000 feet elevation!
- Bedding and shelter of some type; the winds can exceed 75 mph, and the mid-day temperature can exceed 100°.
- A good camp tent is recommended along with warm sleeping bags.
- Garbage bags
- Any required prescriptions, contact lens supplies (disposables work great), or whatever else you need to maintain your health and comfort in a remote area with no services
- Flashlights and spare batteries (headlamps are useful)
- Sunscreen/sun block lotion and sunglasses
- Fire extinguishers, if you plan to burn your art
- Common sense, an open mind, and a positive attitude



- Lotion/lip balm to treat cracked skin
- Smokers: portable ashtrays (e.g. an empty candy tin, or film canister)
- Costumes, musical instruments, props, banners, signs, and anything else you can think of that might make the experience more fun for you and your playa neighbors
- Fire extinguisher
- A radio
- Camp marker (flag, flasher, distinctive marking)
- Particle/dust mask
- 12" tent stakes
- goggles

Helpful Things to Bring:

- Tire repair kit and extra tubes for bikes
- Sewing kit
- Rope and/or string
- Plastic bottles or tennis balls to top and protect dangerous rebar stakes
- Ribbons, Mylar, etc. to flag tent ropes/guy lines
- Handy wipes (some smell better than others)
- Duct tape
- Spray bottle (for misting)
- Rugs to keep dust down in your camp
- Gifts to give to new friends



We Strongly Suggest You Bring:

- Shade structures, umbrellas, parasols, sheets; something to break the cruel mid-day sun
- A wide brim hat
- A cooking stove if you expect to heat food or liquid
- A bicycle (mountain bikes or "cruisers" with balloon tires are best) equipped with a light (for nighttime travel) and a lock
- Portable shower
- Earplugs! (Not everyone is going to want to sleep when you do)
- Watertight protective bags (e.g. heavy zip-type) for cameras or electronic gear



Things NOT to Bring:

- Feathers of any kind e.g., boas (they shed, no matter what you do—try marabou instead)
- Glass
- Packaging from foods (for example, remove outer box from cereals and just bring the inner bag)
- Too much water
- Loose glitter
- Nuts in their shells



Your Body vs. the Elements



The Black Rock Desert is a thoroughly flat, prehistoric lakebed, composed of hardpan alkali, ringed by majestic mountains. Daytime temperatures routinely exceed 100° and the humidity is extremely low, which rapidly and continually wicks the moisture out of your body. Because the atmosphere is so dry, you may not feel particularly warm, but you'll be steadily drying up. Sunscreen, lip balm and skin lotion are your best friends on the playa. At nearly 4,000 feet above sea level, the atmosphere provides much less filtering of the sunlight that causes sunburn. The result is you will burn much faster and more severely than at lower elevations. Put on sunscreen every morning and repeat as needed during the day. It takes nearly everyone a day or so to acclimate to the desert climate. Don't be surprised if you spend your first day feeling a bit queasy and cranky. Begin drinking more water as you approach the desert. To stay healthy and enjoy the week, drink water all the time whether you think you need it or not. Drinking one gallon of water per person per day is the rule of thumb. Users of alcohol, caffeine or other drugs are particularly at risk for dehydration, and should pay careful attention to their water intake. Dehydration can cause headaches, stomach cramps, abdominal pains, constipation, or flu-like symptoms. It exacerbates both heat-related and cold-related conditions (i.e. both sunstroke and hypothermia), and makes it difficult for the body to mend itself. If someone you know complains of these symptoms, or shows signs of either severe overheating or (worse) a case of the chills under the mid-day sun, get them to shade immediately and seek prompt medical help.

In case of emergency, contact a Black Rock Ranger or go to our medical station in Center Camp or at the Black Rock Ranger Outposts next to the civic Plazas at on 2500' at the 90° and 270° intersections. Medical aides are always on call and evacuation is available.

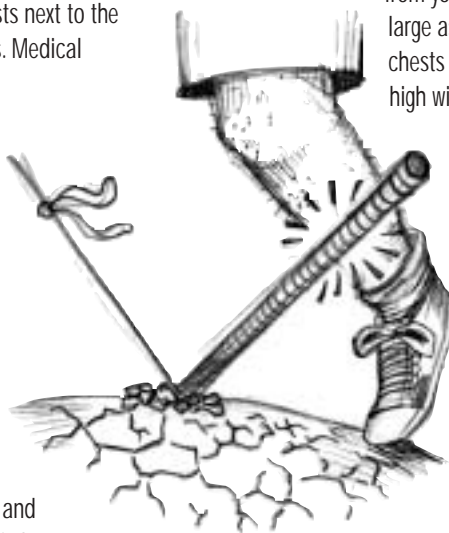
Some signs that you may not be drinking enough water: You don't carry a water bottle with you at all times. You sip instead of drinking deeply. You wait to drink until you're thirsty (too late!). Your urine is anything but clear and abundant. You become cranky.

Beating the heat (and the cold)

Make sure you bring some kind of shade for your camp and try to lie low during the hottest part of the day (save your strength for the night). Use sunscreen, sunglasses, hat and water. If you don't take a few basic steps to protect yourself, the desert's mid-day sun will cook you in no time. However, when the sun drops over the horizon, temperatures can quickly plummet fifty degrees. Overnight lows in the 40's can seem exceptionally cold after extensive daytime sun, so you'll want to bring warm clothing too, and a good sleeping bag.

A few words about storms

The playa can be subject to sudden bouts of fierce, unpredictable weather. Storm cells, fed by rising thermals that stream upward from the surrounding mountains, may arise in the late afternoon or evening and bring high winds, lightning and (sometimes) rain into camp. Likewise, dust storms can prowl the playa in packs or sweep in a broadened front across the plain. Suddenly besetting us, they can produce instant "white-outs." Seek immediate shelter and stay there. (Whiteouts are why goggles are great!) If you are caught outside of shelter during this condition, simply sit down; cover your face with your shirt and wait. In the event of rain, again remain where you are. Do not drive during these conditions. Rainfall here is quite selective, and drains quickly. Severe conditions rarely last more than half an hour. Storms often come in with little or no warning. You need to keep your camp battened down at all times. This is especially true when you're away from your camp. Winds can exceed 75 mph and objects as large as sleeping bags, chairs, card tables, empty ice chests and tents have been carried away by occasional high winds.



Securing your camp

Try to position your tent and any shade structures to present the smallest possible profile to the wind (prevailing south-southwest to north-northeast). Weight the interior corners of your tent; stakes that are 12-inch or longer are recommended. Lengths of rebar make excellent stakes, but all exposed ends must be capped (empty 1-liter plastic soda bottles will do the trick) to prevent foot/leg injuries. Full information on rebar is available on the Burning Man website. At all times, keep objects (paper products, clothing, tarps, everything) secure from the wind. Ropes or cables used to stabilize tents should be flagged, preferably with a white or reflective material. They are hazardous to pedestrians at night.




Protecting the Environment

There is no garbage collection service at Burning Man. Every Camp is responsible for its refuse. We are ALL responsible for trash in Black Rock City. Trash can be ANYTHING you bring here: tent stakes, bottle caps, ashes, orange peels, cigarette butts, pistachio shells, and boa fibers – even sequins. When you see trash on the ground in BRC, pick it up and take it with you! Better yet, prevent trash from happening. Observe this simple rule: Don't let it hit the Ground.

Burn Scar Prevention

A burn scar is a discoloration of the surface soil caused by chemical changes in the minerals due to contact with intense heat from fire. Burn scars can last for many years on the Black Rock Desert. Over time they can form hummocks or bumps which are a hazard to vehicles. The DPW, Earth Guardians, and other volunteers have spent thousands of hours cleaning up burn scars from Burning Man past and continue to do so. Obviously, the most effective way to eliminate burn scars is to not start fires on the playa surface. If fires are necessary, a space of at least 6 inches between the fire and the playa surface can help aid burn scar prevention. For small fires (permitted areas only) a bar-b-que, fireplace, or burn barrel can be effective. DPW provides 200 burn barrels for citizens to use during Burning Man. They are placed primarily along the Esplanade in Black Rock City. For larger burns, DPW places 14 Community Burn Platforms at the ends of every other radial street and at the ends of every 3rd latitudinal street, about 200' out from the Esplanade. Don't forget to clean your



own ashes from the platforms after use! This is the only place where open fires may occur other than scheduled Art Burns. If you intend to burn a large art project, carry it to the closest burn platform, or you must build your own burn platform (made of corrugated steel) under the project that will elevate it at least 6 inches off the playa surface. The burning of any toxic materials is prohibited by law. Questions about burn platforms and burn scar prevention should be forwarded to pyro@burning-man.com or left on the hotline.

Our goal in 2002 is to leave zero burn scars on the playa.

Cleanup Tips—Sunday and Monday are Earth Guardian cleanup days!

1. Contribute 2 hours of your time to a general public clean up. Please join with your neighbors on Sunday and Monday after the burn, or schedule two hours on your own during your stay. The Earth Guardians in Center Camp can help put you on a cleanup crew.
2. Batten down all objects in your camp, especially plastic cups or paper plates, which can be swept away by the wind. (Better yet, don't BRING plastic cups or paper plates. If you do, separate the paper trash for burning.)
3. If you bring bottles, take them home with you and recycle them there (aluminum is recyclable in BRC).
4. No bottles in fires! They shatter and create a miserable pick up chore.
5. Police your camp daily for litter. Clean as you go.

6. Smokers! Carry a portable ashtray (a mint tin, or other closeable metal receptacle) with you at all times. NEVER, EVER drop butts on the playa.
7. Tip for collecting and containing broken glass, nails, screws and other sharp objects: take an empty plastic water jug and cut the top off (3" Diameter hole) so that the handle remains intact. Don't forget gloves.
8. Bring shovels and metal containers to remove any ashes.

Recycle Reminders (Recycle, Recycle, Recycle!)

1. Think ahead: leave unnecessary packaging at home.
2. Reduce food packaging. Choose less messy menu items (finger foods). Avoid leftovers (feed your neighbors). Bring pre-cooked food (store in zip-type bags for easy-to-eat food on the run).
3. Separate burnables from recyclables.



4. Bring a mesh bag to dehydrate wet garbage or 5 gallon sealable bucket to store. This will isolate and reduce the burden of rotting food refuse.

5. Reuse containers. For example, concentrated juice may be purchased in 12 ounce plastic bottles. Mix this into a gallon water jug, and use the original concentrate bottle to drink out of over and over.

6. Choose crushable cans over plastic and glass. Aluminum cans can be brought to Recycle Camp. See our web page for more information:

www.burningman.com/on_the_playa/environment_concerns/recycle_camp.html

7. Bring your own reusable beverage container to cocktail parties – ideally one with a hook that's part of your outfit wherever you go.



Garbage Disposal After the Event

Do NOT discard refuse along the highway or in neighboring towns. Several public landfills are located conveniently nearby.

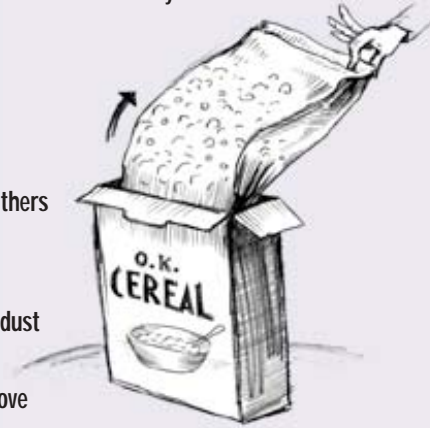
In Fernley, **FERNLEY SANITATION** will be OPEN through the Labor Day weekend. The office phone is **775-575-4964**. The office (but not the dump) is closed on weekends. The rate is \$4.25 per cubic yard (27 cubic feet). To reach Fernley Sanitation from Eastbound I-80 take the Fernley exit (immediately after Wadsworth). Turn right onto Main Street, pass the Pilot Gas Station on your right. Stay on Main Street to the light. At the light, make a right onto Alternate US Highway 95a. Go about 2 miles and on the left hand you will see the Public Wreckage Disposal building. Stop at the scale house on your way in.

LOCKWOOD LANDFILL will be open for business on Saturday, Sunday and Monday Aug. 31, Sept. 1 and Sept. 2. They operate 8-4:30 weekends, and 7-4:30 on weekdays (even including the Labor Day Holiday!) Head West on I-80; get off at the Lockwood exit. Go straight and continue past the cattle guard for approximately a mile & a half. The entrance is on the left hand side.

RENO TRANSFER STATION (run by Reno Disposal also, **775-329-8822**) will be OPEN through the entire Labor Day weekend. Hours are 6 a.m.-6 p.m. weekdays and 8 a.m. - 6 p.m. holidays and weekends. They confirm they will operate on Labor Day. The location in Reno is 1390 Commercial Row. Charge is \$3.65 per cubic yard. From I-80 westbound, exit at Wells Avenue, make a left turn left

Top 10 Cleanup Tips

- 1 Only human waste and one-ply toilet paper in portable toilets.
- 2 Put a weight on or tie down anything in your camp that can blow away.
- 3 Don't throw anything on the ground.
- 4 Carry a film canister for an ashtray.
- 5 Avoid unnecessary packaging.
- 6 Use a grill, gas or propane stove to cook on.
- 7 Don't bring glass containers of any kind, or allow others to throw glass into fires.
- 8 Don't use glitter or bring boas.
- 9 Clean as you go (you won't see it later as layers of dust accumulate).
- 10 Police your campsite on a grid before leaving. Remove EVERYTHING.



If you would like to take part in the ongoing cleanup effort during the event please stop by the Earth Guardian camp in Center Camp. We need help with work projects including cleaning the trash fence, garbage pick up in communal areas, garbage sweeps in public areas, assisting Recycling Camp, and educating other participants about cleanup. Remember, Sunday and Monday are cleanup days, and Earth Guardians will be ready to put you to work helping out with this effort.

In addition to contributing time toward the overall event site cleanup on Sunday and Monday, we ask that all camps walk their occupied area in a grid pattern to effectively identify stray organic and inorganic matter. We recommend the last person leaving self-identify as the Leave No Trace monitor for your camp. Our permit allows for a very short time to restore the playa to its original condition. We can only satisfy the BLM stipulations if all citizens share in the responsibility.

If you have time to help AFTER the event ends on Tuesday, you must attend the morning meeting at 7 AM at the DPW on site. Only those assisting with cleanup will be permitted to remain onsite after Tuesday.

onto 6th street and a right onto Sutro street. Make a left onto Commercial Row and look for 1390 on your left.

Digging Holes

Do not excavate holes in the playa. Small postholes (6 inches or less in diameter & less than 2 feet deep) used for structural support are the sole exception. When digging such a hole it is best to use an auger or a posthole digger, NOT a shovel. Refill the hole by carefully tamping the soil back into place. Repeat this process every few inches while dampening the soil. An inverted sledgehammer works well for this. Experience has shown that larger holes, sometimes used to sound-insulate generators or for pools, easily erode within a year's time, even when carefully backfilled. They leave a visible mark and create a serious safety hazard.

Historical Artifacts

The collection, excavation or vandalism of archaeological artifacts is prohibited on public lands. If you find something, please contact a Black Rock Ranger. There are a number of Native American and pioneer historical sites in the surrounding Black Rock Desert Region. Burning Man and our crew of BLM-trained volunteers, the Earth Guardians are committed to assisting the BLM in protecting these areas. Several immigrant wagon-trails crossed the Playa, and evidence of the ruts can be seen in some remote areas. Please respect these historical landmarks. If you are curious, please contact the Oregon California Trail Association and join an organized exploration.

Safety & Community



Burning Man is an Experiment in Temporary Community. Because many people only know a world shaped by institutions, service workers and commercial transactions, they may not even recognize the signs of a community. Here are a few indications:

Capacity

Communities are built on the recognition of the unique abilities of every member. Commerce and the public service sector define us on the basis of deficiency and need.

Collective Effort

Community is cooperative – uniting us as varied members of one body. When, by contrast, we consume a service, we're made passive. 50 million people may view a television program or consume a beverage in complete isolation from one another.

Informality

In the community, transactions of value take place without money, advertising, or hype. Care emerges in place of structured service.

Stories

In universities, people know through studies. In businesses and bureaucracies, people know by reports. In communities, people know by stories.

Celebration

Community activities incorporate celebration, parties and other social events. The line between work and play is blurred and the human nature of everyday life becomes part of the way you work. You will know that you are in a community if you often hear laughter and singing.

Load Your Vehicle Safely!!

Loading your vehicle properly, whether it is a car, truck, trailer, motor home, or anything being towed, will make your trip to and from Burning Man safer and less stressful. By applying some simple precautions, your load of stuff can be safe.

- Never exceed the load capacity or the towing capacity of the vehicle or trailer. Check the recommended (not the maximum) weights for your vehicles and do not exceed them.
- Load your vehicle safely. Heavy items should be located low, centered, and over or between the axles. Secure your load with straps or rope.
- Make sure that the brakes and lights work on the trailer you're towing. (This also applies to all your vehicles).
- Always use safety chains, installed between the trailer and the tow vehicle.
- Do not overload the roof or roof rack on any vehicle. Large or bulky objects, even though they are lightweight, can make driving dangerous in cross winds.
- Have your brakes checked and, if necessary, overhauled on your vehicle and/or trailer.
- When towing a trailer, do not exceed the torque weight recommendations for the trailer and the hitch.

For a more thorough explanation of these recommendations visit the web site

www.sherline.com/lmbook.htm. By following these recommendations and using some common sense your trip to Burning Man will be safe and smooth. Basic information on Driving Safety can be obtained from your State Department of Motor Vehicles.

Art Car Safety

Every year as citizens of Black Rock City we have the opportunity to participate in the fantastic experience of the Art Car. As art car participants (art car artists, operators & passengers) there are safety responsibilities we must uphold together and individually.

Driver Responsibilities for Safety:

- Passengers need to be able to get off and on safely. Come to a complete stop before anyone gets on or off an art car.

- Drive safely. Stay within the speed limit which is 5 mph with NO DUST. Do not drive erratically. Erratic driving includes swerving, starting and stopping quickly.

Vehicle Integrity & Proper Operation:

Physical Integrity Means:

- there are rails for people to hold onto
- structurally safe for passengers and driver
- vehicle body alterations should not pose potential bodily harm
- the art car should be created with the intention of running it within our city limits; this includes:
- controllable speed
- reasonable turning radius
- safe mechanical operation

A standard of structural & mechanic integrity must be met in order to receive registration for your art car. A standard of safety applies to all art cars at all times. Any violation of public safety could result in immediate eviction from the event without refund.

Passenger Responsibilities:

- Do not board or exit from a vehicle that is moving. Wait until it comes to a full stop. Running along side a vehicle to jump on is not acceptable nor is jumping off a moving vehicle.
- If the vehicle doesn't look safe, don't get on. Listen to what your instinct tells you.

If you are feeling uncomfortable as a passenger, you have the right to get off the vehicle at any time.

Emergency Medical Care

If you or someone you know (or encounter) requires medical assistance, contact a Black Rock Ranger or visit our medical station in Center Camp or at the Black Rock Ranger Outposts in the civic Plazas located at the intersections of 2500° at the 90° and 270° intersections. Trained emergency medical personnel will be on duty 24 hours a day, and emergency evacuation (via ambulance or helicopter) is available. According to our medical staff, the most common problems are dehydration, sunburn, and lacerations from stepping or tripping on unprotected rebar or tent stakes. Burning Man shoulders the burden of uninsured emergency services costs. Avoid injury and act responsibly.

Personal Safety

Though Black Rock City is a place built on community and cooperation, this fact does not mean its citizens are protected from the ministrations of those among us with bad intentions. It is important that you maintain awareness of your personal safety at the event. Secure your valuables when away from camp. Introduce yourself to your neighbors and your local Black Rock Ranger; work together to keep your neighborhood secure. It's a good idea to let someone know where you're going if you wander off alone or with a new friend, and to check in frequently. Make new friends, but be alert to the actions of those you meet. Be cautious about accepting unknown drinks from open containers. Most importantly, always trust your instincts.

Keeping in Touch

Burning Man Information Radio is at 105.7, broadcasting all information, all the time. Get the REAL news 24-7, weather, events and Black Rock City information. Stop by Playa Information and record your events for broadcasting by PI between 3 PM and 5 PM daily. Tell the city what you're up to, live! A number of additional radio stations exist with a wide variety of programming. A list of stations will be published in the **WhatWhereWhen** pamphlet.

Telephone Service



The use of cell phones is not permitted in Black Rock City (nor is there a cell site nearby). Public telephones are available in Gerlach.

Department of Mutant Vehicles (DMV)

Black Rock City is designated for pedestrians and bicycles. The use of motor vehicles or wind-powered sail vehicles for recreational driving is prohibited. Be prepared to drive your vehicle to your chosen campsite and leave it there during the event. Art cars and other art-based conveyances form a particular exception to this rule. Providing that they meet certain safety standards, they will be licensed by our Department of Mutant Vehicles. Please check the map at Playa Information in Center Camp for location of the DMV. Licensed cars will be permitted to parade on specified streets and in certain areas during specified times. Other unmodified vehicles intended for recreational driving such as motorcycles, ATV's, quad-runners, and electric motorized conveyances such as golf carts, will not be allowed to pass through our gate. If a

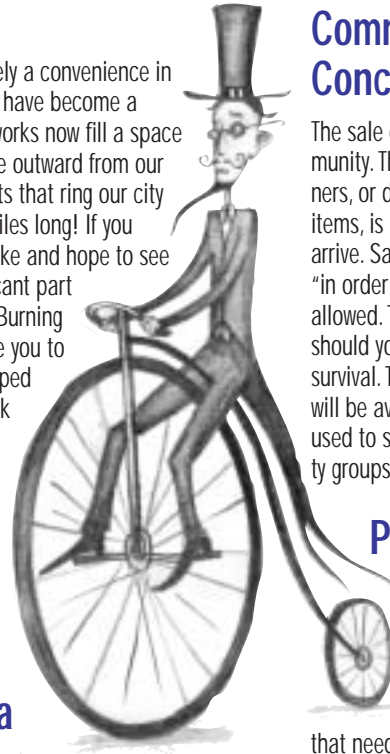
motorcycle is your sole means of transportation, you may enter the city and park it at your campsite. For info contact: dmv@burningman.com

Airport

Black Rock Airport begins operation on August 26 to welcome aviators from around the world flying to Burning Man. Pilots should check the website at www.burningman.com/on_the_playa/airport/ for more information and landing procedures, and contact the Airport Manager at airport@burningman.com or (408) 297-9795.

Bicycles

Bicycles are not merely a convenience in Black Rock City. They have become a necessity. Large art works now fill a space that extends one-mile outward from our settlement. The streets that ring our city are more than two miles long! If you wish to avoid sunstroke and hope to see at least some significant part of the attractions at Burning Man, we strongly urge you to bring a bicycle equipped with a light and a lock to secure it. You'll be happiest if you don't bring your best bike to the playa; a "beater" is recommended.



Freedom & the Media

The media are a part of our experience on the playa. Freedom of the press dictates that we cannot exclude them, nor would we want to—they are our opportunity to impact the world by illustrating what we do together as a community. Reporting and documenting is a form of expression. However, we do limit the number of video crews that we approve to film at the event. Those approved to film are pledged not to interfere with your experience. Should you feel that someone toting a camera is creating a nuisance, contact a Black Rock Ranger.

Commercial use of still images taken at Burning Man is forbidden without expressed permission. All professional photographers with intent to receive compensation for a Burning Man image (including editorial or gallery) must check in with Media Mecca. Pre- and post-event, photographers should contact the hotline, or press@burningman.com for permission. All motion-capturing video and film cameras must be registered, whether for personal or professional purposes. There is no filming without expressed permission. Professional media will receive a specific camera tag, indicating that

they've registered with Media Mecca and been informed of our community expectations for filming. Should you encounter a problem, approach and ask for their tag number, and report it to a Media Mecca volunteer or a Black Rock Ranger.

Those filming or videotaping for personal use must sign a use agreement, which indicates the footage will not be professionally distributed. This protects the privacy rights of participants. This Personal Use Agreement can be obtained at the Gate, or obtained and turned in at the Greeters Station, Playa Information, and Black Rock Ranger Outposts.

Commerce and Concessions

The sale of products is prohibited within our community. The display of commercial logos or banners, or distribution of commercial promotional items, is also prohibited. Stock up before you arrive. Sales of handmade items and food items "in order to cover costs of the trip" are not allowed. There is NO vending. Ask your neighbors should you need a specific item. Confront your own survival. This is not a consumer event. Though ice will be available on-site, these proceeds will be used to support several Gerlach-Empire community groups.

Participation

If you want to broaden your participation in the festival, there are always volunteer positions available. Visit Playa Information in Center Camp. Ours is a society of activists. When we see a job that needs to be done, we are inclined to roll up our sleeves and pitch in. Keep this in mind: there is no "they," only "us." Burning Man is a 100% participant-funded and staffed event. Sadly, there are always a few people who just don't get it. These folks believe that the mystical "they" will appear to provide for their needs and clean up their mess. Help us instruct them. If you see someone acting irresponsibly, introduce yourself and speak up. Also, don't be a "participation snob". Just because someone isn't costumed or acting crazy doesn't mean they aren't contributing.

Noise Control

Sound travels on the Playa, and not everyone will want to sleep when you do. Be advised that the only reliable way to get a quiet, uninterrupted night's sleep is to bring earplugs. If you use an amplified audio system at your camp, the volume must be held to reasonable levels. If a problem with sound levels continues after sufficient requests and warning, the source of power for such device or system may be removed and temporarily confiscated.

The hum of generators can become annoying over a long period of time. Please keep your neighbors in mind. We recommend generators that are sound insulated. **Do NOT** dig a trench to sound-insulate your generator.

Burning Etiquette

The burning of public structures, such as lamp-posts or bulletin boards, is prohibited. Likewise, the burning of other people's artwork is also forbidden. Individual artists have the sole right to burn their own creation. **Do NOT** burn other people's property! If you witness such vandalism, please inform a Black Rock Ranger. You may burn your art on our Community Burn Platforms located at the front of our city, at the end of every third latitudinal street. Don't forget to clean your own ashes. (See **Protecting the Environment** on page 6 for more information.)

RC Hobbyists

If you are planning to bring any sort of radio controlled model, vehicle, or art installation to BRC this year, please contact Ben at

benhirashima@yahoo.com to coordinate the use of radio channels. Radio channel conflicts must be avoided at all costs to prevent loss of control of an RC project. An out of control model/vehicle/artpiece can cause serious damage to people or property, so it is important that RC'ers help us organize regarding radio use. Please email Ben with the details of your radio controlled project, including the radio frequency and channel number you will be operating under. We will try to make sure people are not operating on the same channels BEFORE the event begins.

Walk-In Camping

A marked area immediately behind the south side of Black Rock City will be reserved for walk-in camping. You will need to leave your vehicle, and portage your belongings to your chosen spot. No vehicles or RV's will be allowed in the Walk-In Camping area. The sheer difficulty of this exercise will keep the area sparsely populated, and your efforts will be rewarded with solitude not available in other parts of the City.

Late Arrivals

If you arrive in our city at night, and do not know where to camp, we recommend you stay in Temporary Camping until morning. You will NOT find your friends by cruising and are likely to inadvertently camp in a reserved space, and you may create a

hazard for others. You can get information and find your way more safely by the light of day.

Public Information

In a community rich with artists, pranksters and storytellers, rumors abound. Accurate information about events, scheduling, public safety and other vital concerns can be obtained through our in-camp information resources: the WhatWhereWhen, Digital Directory on PlayaNet kiosks, the Black Rock Gazette, and through regular news bulletins on Burning Man Information Radio (105.7 FM).

Information and Lost & Found

Questions should be directed to Playa Information at Center Camp. This highly informed crew has a wealth of info about events, volunteering, camp placement, locksmiths, found items, special camp place-

ment (Kidsville, Alternative Energy Zone, etc.). During the event, bicycles left out on the playa or in camp are not lost and should be left where they are. Anything found on the playa should be turned in to Playa Information.

Bulletin Boards

There will be several playa-based resources for information. The Dynamic Board will be located at the Greeters station. This board will map campsite coordinates for future arrivals. A Card Catalog in the same area will cross reference camp names, locations and camp members. In Center Camp will be the Events and Information Board and Messaging Center, where you can leave a message for friends. Or use the Digital Directory on the Playa Net kiosks.

Civic Plazas

Two civic Plazas will be constructed on either side of the city, on 2500' at the 90° and 270° intersections. These plazas are mini civic centers, designed to serve the same community functions as the Center Camp. They are public gathering spaces, inviting art, performance, installations, and community interaction. The theme camps circling the plazas are encouraged to participate creatively in making the plazas inviting. Each plaza will contain public burn barrels, and near-

by, participants will find Medical facilities, Black Rock Ranger outposts, a radio station, and a bike repair theme camp.

Hot Springs

Our numbers have grown, and the potential for strain on the surrounding environment has also grown. During Burning Man participants are discouraged from using the local hot springs. A special environmental team of Earth Guardians working with the BLM will be assigned to patrol and protect these fragile resources. Email earthguardians@burningman.com for more information.

In-and-Out Policy

Movement of cars is a safety hazard, and protection of the environment is of paramount importance to Burning Man. Casual traffic in and out of Black Rock City is strongly discouraged. Participants who leave and return by personal vehicle will be required to pay \$20 per person. The alternative is our community bus service that travels between Black Rock City and the nearby towns of Gerlach and Empire. Tickets and the schedule for the bus shuttle will be available at Playa Information in Center Camp for \$5. You must be sober,

Paiute Tribal Land & Pyramid Lake

On your way to Burning Man, you pass through the Paiute tribal land. Every year we effect the Paiute tribe's resources whether it's a car accident or a swim in Pyramid Lake. Be aware that Burning Man participants impact the Paiute community. Please be respectful. There are no services for the 60 miles between Nixon & Empire (no gas, no water). You can get gas at the new Nixon General Store in Nixon. While on tribal land in and around Pyramid Lake, PERMITS ARE REQUIRED. Pulling off the road to swim, hike, take a break from driving and overnight camp require a permit. They are only \$5; please do your part and purchase a permit before using the Paiute land. The I-80 Smoke Shop is the most convenient location for Northbound Burners to purchase a permit (Wadsworth). You can purchase permits in other Nevada towns including Reno, Sparks, Fernley, Nixon, and Sutcliffe. Please see the Burning Man website for locations. For more information about the Paiute tribe and their land, please visit www.plpt.nsn.us. There are several great stops in Sutcliffe: the Pyramid Lake Ranger Station, Sutcliffe Marina & Store (which has maps, gas and supplies), Pyramid Lake Store (half a mile south of Sutcliffe Marina) and the Visitors Center. Don't miss the interpretive installation.

dressed appropriately for town and you must carry your event ticket stub. Busses run from 9 AM–6 PM Wednesday through Saturday.

Toilets

Portable toilets will be provided, and will be emptied regularly. Use these facilities only for their intended purpose – not for dumping garbage.

PUTTING ANYTHING BUT HUMAN WASTE AND ONE-PLY TOILET PAPER INTO THE PORTABLE TOILETS MAKES PUMPING NEARLY IMPOSSIBLE AND THREATENS THE SURVIVAL OF YOUR EVENT. This includes tampons, trash, and handy wipes.

Put the lid down when you're done – it helps keep odors under control. Please do not defecate on the playa; it is an unpleasant mess for everyone, especially for those who restore the playa after the event. Live this mantra: If it wasn't in your body, don't put it in the potty!



Rental Trucks

Corporate advertising is not allowed at Burning Man. Participants with rental trucks are encouraged to cover or decorate prominent logos. The display or distribution of corporate banners, corporate logos, giveaway items, samples, and other such paraphernalia is strictly prohibited.

RVs

You are welcome to bring a recreational vehicle. Be aware, however, that there is no dumping station on-site, and you will not be allowed to dump on the playa—the BLM does issue citations for the

Exodus

An exercise in patience and cooperation



As you drive to Burning Man along that small two-lane country highway, observe its narrow, finite capacity. Now imagine 10,000 vehicles trying to leave Black Rock City in one day. Like draining a bathtub with a straw, it will take time. The main highway from Burning Man has a maximum capacity of 450 cars per hour.

We will be marshalling cars in several rows along the gate road – outside the city. Large groups of cars will then take their turn to leave the playa in a steady, organized and continuous flow. Instead of sitting in a line of traffic with your motor running for 2 hours, you can stop your car, relax and visit with the next car. Keep the spirit alive. Cooperate with the Rangers and Exodus staff directing traffic. In 2001, the delay for departure was less than 2 hours on Sunday or Monday.

Suggestions

1. Don't leave Sunday. Enjoy a mellower BRC Sunday night, and leave Monday or Tuesday instead.
2. Agree to have each vehicle in your camp leave at different times and spread this time out as much as possible. We recommend 2-3 hour intervals.
3. Tune into Burning Man Information Radio at 105.7 FM for detailed traffic reports.
4. Cooperate with the Rangers and Exodus staff directing traffic. Don't attempt to jump the line, be a pushy driver, or break out across the playa. BLM officers will issue citations and you will have to return to the end of the line.

We're recruiting dozens of volunteers to help direct traffic on Sunday and Monday, and bid a friendly goodbye to everyone. Come to the Ranger Station in Center Camp during the festival for information on how to help out. Off the playa, you can reach us at exodus@burningman.com.

dumping of gray or black water. RV servicing will be available for a \$45 fee for trailers up to 24' in length and \$55 for one gray and one black tank for RVs that are 25'-35' in length. Each additional tank is \$25. Sign up for the service at the vendor's booth at Playa Information, between the hours of 11 AM and 1 PM daily. If you see a truck, you can flag them down for service, but signing up at PI is strongly recommended. Keep a space clear for the truck to access your RV; pump hoses cannot reach beyond 30 feet. On-playa pumping services

include removal of gray and black water, and recharging of non-potable water only to allow the toilet to flush. You can have your potable water tank recharged for a fee of \$40. Be considerate of your neighbors when running your generator, and use one-ply toilet paper. For additional information, visit the Survival Guide section of the website and read RV Survival Tips.

Design by Nigel French & Hugh D'Andrade
Illustrations by Hugh D'Andrade & Sally McVay

There is additional, extended Survival Guide information on our website on subjects ranging from Generator Etiquette and Rebar 101 to RV Tips and Relationship Survival. Please visit the Survival Guide in the Preparation Section.

How to get to Burning Man

Getting to Gerlach from the West

From Reno, Nevada, take Hwy 1-80 east for approximately 25 miles. Take the Wadsworth/Pyramid Lake exit #43 to Hwy 447. Go north one mile to Wadsworth and turn left, staying on Hwy 447. It's 75 miles to Empire where gas and supplies are available. Continue 3 miles on Hwy 447 to Gerlach where gas is also available. Get gas when you arrive if you'll need it when returning home. See **LOCAL DIRECTIONS** below.

Getting to Gerlach from the East

From Winnemucca, there are two options:

1. I-80 is the primary route to follow for 130 miles to exit 43 then follow the same directions as above from Reno.
2. The alternative short cut is about 100 miles shorter but is a rough dirt road with easy-to-miss turns, mining vehicles and a couple of treacherous dips. If you are into this and prepared to be self-reliant in the event of a flat tire or breakdown, here are the directions for the Jungo Road. From I-80 take exit 178 to the main drag, Winnemucca Blvd. Gas, groceries, etc., are all available here. Take US Hwy 95 towards Boise — in town this is Melarkey Road. Proceed past the Riverside Liquor and Grocery, under I-80, over the river and railroad and take the first left onto Jungo Road towards Jungo and Sulphur. Bear left on a down-slope along the guardrail. (Jungo and Sulphur are not towns, just names on the map!) Note: There are several turns that are easily missed at night; it's advisable to do this drive in the daylight. Generally, you bear right at crossroads. When you reach pavement, turn right towards Gerlach, about 100 miles from where you left pavement. See **LOCAL DIRECTIONS** below.

Getting to Gerlach from the North

Begin at the town of Alturas located in northeast California along Hwy 395. This is the last opportunity to fill up on gas and the last services for a hundred miles. Take Hwy 299 east about 25 miles, then turn south onto Hwy 447 and proceed about 75 miles to Gerlach. Get gas when you arrive if you'll need it when returning home. See **LOCAL DIRECTIONS**.

Local Directions: to Black Rock City from Gerlach, NV

From Gerlach, go northwest on Highway 447 for one mile to the fork. Take the right-hand fork, Hwy 34, and continue 11 miles to the Burning Man entrance. Note: The 3-mile playa entrance (first turn-off) used in previous years should not be used. The 12-mile playa entrance just beyond ours will not take you to Burning Man and will be patrolled by BLM Rangers.

Travelers Advisory

The state highways leading to Gerlach (the closest settlement to Black Rock City) and all other roads in the area are patrolled by the Nevada Highway Patrol. **25MPH**, as posted in nearby towns, means exactly that. Local kids and pets play in the road — be careful. If stopped for speeding on tribal lands (Nixon and Wadsworth) you should be prepared to post a fine immediately. Outside of town, be prepared to share the road with livestock and wildlife.

Most vehicle accidents in which participants are injured occur on Hwy 447/34 on the final approach to Black Rock City. It is sadly ironic that people have often made it across the country only to have a serious injury in the last few miles. Please be cautious! Tired? Then stop to rest! Be alert for cattle and deer that will dart into the road in front of you, especially at night. You will survive impact with a cow, but the animal and your car won't. A note about jackrabbits—there is an over abundance of them and they are "kamikaze." It is not worth jeopardizing your safety to swerve in an attempt to avoid them. Stop and look carefully at all train crossings. Estimating the speed of trains is misleading in the broad desert expanse. Always wait for any oncoming train to pass before crossing railroad tracks.

Remember: Read your ticket! It contains a crucial recap of your Rights & Responsibilities as a Citizen of Black Rock City!

Warning

Be advised that the Nevada Highway Patrol have been known to make random stops and conduct unwarranted searches of vehicles with out-of-state license plates. Do not park alongside Highway 34. The county Sheriff will ticket any vehicles that are parked by the roadside. The road to our encampment is your only access to Black Rock City.

There are no other routes. The Federal Bureau of Land Management has declared an off-road closure throughout a two-mile area around our city. It will be patrolled by law enforcement agencies. Anyone attempting to enter the playa off-road will be subject to substantial fines.

Furthermore, the margins of the lakebed are saturated with water flow. You will get stuck. Mired vehicles may remain stranded for days or weeks.

Our Neighbors

As you arrive within sight of the Black Rock Desert, you will pass through the communities of Empire and Gerlach.

Empire boasts a grocery store — it is your last chance to purchase provisions! Hours for the store are slightly extended during Burning Man, but it's not typical to find it open after 10 PM. Gerlach amenities include a gas station, a car repair and towing service, one restaurant (Bruno's), and Burning Man's roadside office. The gas station closes at 9 PM, as does Bruno's restaurant. Please remember that these twin towns are **NOT** extensions of Black Rock City. **DO NOT** replenish your water supply from a local spigot. Water is precious in the desert. This water belongs to local residents. **DO NOT** deposit any form of garbage here or by the roadside. **DO NOT** speed through these towns, and avoid blocking driveways if you park your car. The citizens of Gerlach and Empire welcome us, but bad behavior on your part can undermine this relationship. Behave as you would in any small community. Life moves at a slower pace in Black Rock Country. Local merchants are unaccustomed to crowds of customers. Be courteous and patient, dress appropriately and do not impart a party atmosphere. We are guests here. Learn the name of someone and use it!